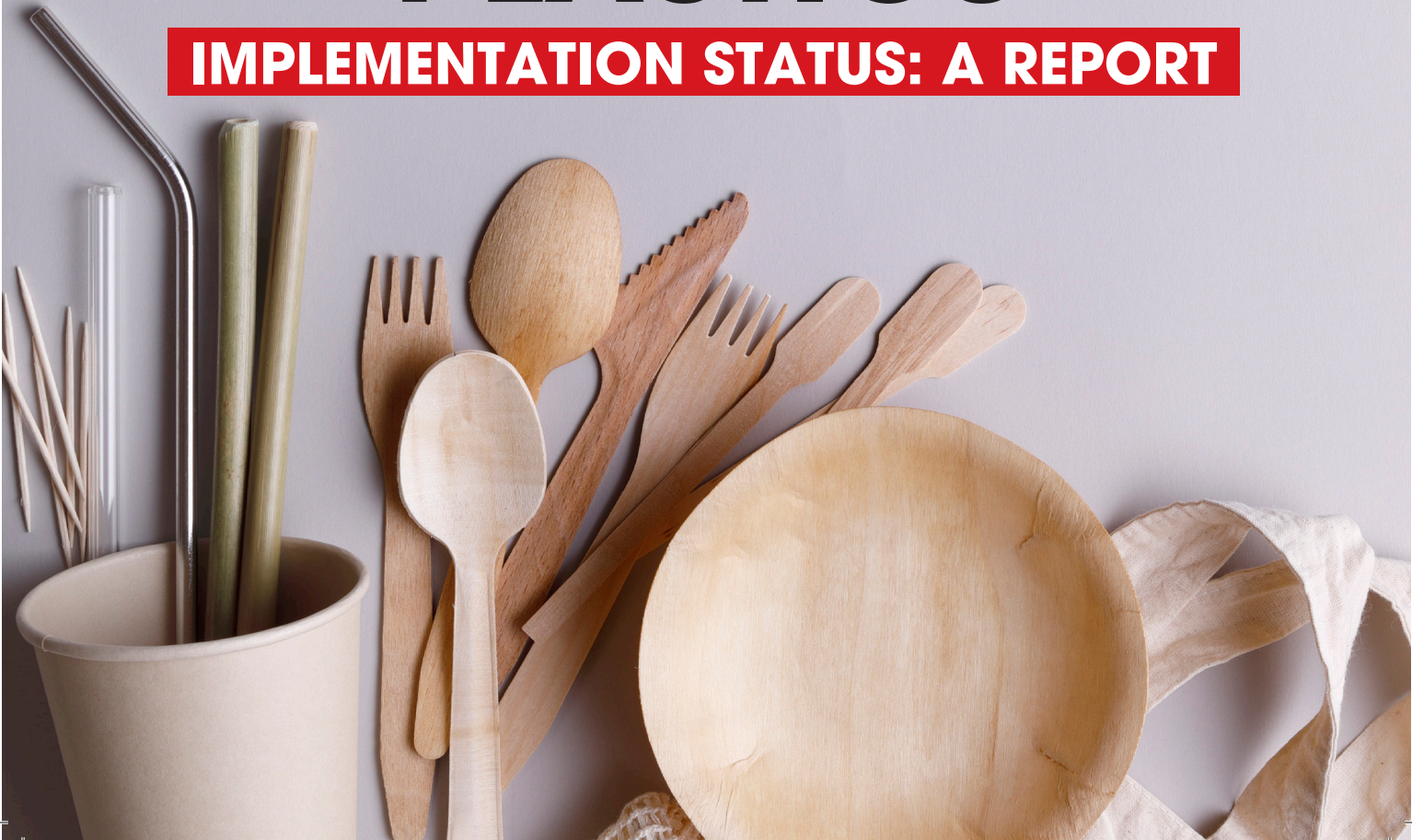




BAN ON SINGLE-USE PLASTICS

IMPLEMENTATION STATUS: A REPORT





BAN ON SINGLE-USE PLASTICS

IMPLEMENTATION STATUS: A REPORT

Research direction: Atin Biswas

Author: Siddharth Ghanshyam Singh and Minakshi Solanki

Editor: Archana Shankar

Cover and design: Ajit Bajaj

Production: Rakesh Shrivastava and Gundhar Das



Norwegian Embassy

New Delhi

We are grateful to the Norwegian Ministry of Foreign Affairs for its support.

The Centre for Science and Environment is grateful to the Swedish International Development Cooperation Agency (Sida) for their institutional support



© 2023 Centre for Science and Environment

Material from this publication can be used, but with acknowledgement.

Maps used in this document are not to scale.

Citation: Atin Biswas, Siddharth Ghanshyam Singh and Minakshi Solanki, 2023, *Ban on Single-Use Plastics—Implementation Status: A Report*, Centre for Science and Environment, New Delhi

Published by

Centre for Science and Environment

41, Tughlakabad Institutional Area

New Delhi 110 062

Phones: 91-11-40616000

Fax: 91-11-29955879

E-mail: sales@cseindia.org

Website: www.cseindia.org

Contents

1. INTRODUCTION	7
What is single-use plastic?	10
The crisis	13
India's position on single-use plastics	15
Production of single-use plastics in India	16
2. COMPREHENSIVE ACTION PLAN ISSUED BY MINISTRY OF ENVIRONMENT, FOREST AND CLIMATE CHANGE	18
Monitoring mechanism for SUP ban	20
CSE analysis of CPCB data from grievance redressal app	22
3. CSE SURVEY OF IMPLEMENTATION OF BAN ON SINGLE-USE PLASTICS IN INDIA	27
CSE survey to understand the implementation of the SUP ban across the country	27
Perception of citizens	30
Practices of small and medium businesses	36
4. KEY FINDINGS OF THE REPORT	43
5. THE WAY FORWARD	45
REFERENCES	48
ANNEXURES	51
Annexure 1: CPCB's communication to 57 companies	51
Annexure 2: CSE survey through mWater surveyor	64
Annexure 3: CSE survey of perception of citizens	66
Annexure 4: CSE survey of practices by small and medium businesses	74

1. INTRODUCTION


On June 5, 2018, to mark World Environment Day, Prime Minister Narendra Modi announced that India would phase out single-use plastics by 2022. On August 15, 2019, in his Independence Day address to the nation, Modi reiterated his commitment and urged the citizens to “free the country from single-use plastics”. In the same year, on October 2, as the country observed the 150th birth anniversary of Mahatma Gandhi, he called for an “andolan” (mass movement) to eradicate single-use plastics. Two years later, in 2021, the Indian government prohibited the manufacture, import, stocking, distribution, sale and use of 19 identified single-use plastic items, said to have low utility but high littering potential.¹



The ban on single-use plastics, which came into effect last year, does not give all stakeholders a level playing field. It allows FMCG companies to manufacture and sell non-recyclable single-use plastic items while prohibiting local players from manufacturing recyclable single-use plastic. We need a just and unambiguous single-use plastic ban that can be enforced by the authorities to make India single-use plastic-free.

BANNED SINGLE-USE PLASTIC ITEMS

PLASTIC STICKS ON
earbuds, balloons, flags,
candy and ice cream




Plastic sticks used on various products

THERMOCOL (EXPANDED POLYSTYRENE)
FOR THE PURPOSE OF DECORATION



Thermocol (EPS) for the purpose of decoration

PLASTIC CROCKERY SUCH
AS PLATES, CUPS
AND GLASSES,
AND CUTLERY
SUCH AS FORKS,
SPOONS, KNIVES
AS WELL AS
STRAW, STIRRERS
AND TRAYS



Plastic crockery and cutlery



PVC BANNERS LESS THAN 100 MICRON, CARRY BAGS LESS THAN 120 MICRON AND NON-WOVEN POLYPROPYLENE (PP) BAGS LESS THAN 75 GSM



PVC banners and plastic carry bags (regulated by thickness)

WRAPPING OR PACKING FILM AROUND sweet boxes, invitation cards and cigarette packets

Packing and wrapping film



The ban on the identified single-use plastic items was notified by the Ministry of Environment, Forest and Climate Change (MoEFCC) vide the Plastic Waste Management Amendment Rules, 2021 on August 12, 2021, and came into force on July 1, 2022.²

The newspaper headlines around July 1, 2022 claimed that India had banned single-use plastics. The reality, however, was that India had banned 19 selected single-use plastic items while a lot more were in circulation and continue to be.

What is single-use plastic?

Single-use plastic (SUP) refers to products made wholly or partially of plastics and designed to be used only once before they are discarded. These products include items such as plastic bags, plastic cutlery, drinking straws, food packaging and disposable water bottles. According to a 2018 United Nations Environment Programme (UNEP) report *Single-use Plastics: A Roadmap for Sustainability*, “single-use plastic items are those that are made from the polymers of HDPE, LDPE, PET, PS, PP or EPS”.³ Western Australia’s Department of Water and Environmental Regulation in its document *Plan for Plastics* states, “a ‘single-use’ disposable plastic product is an item that is designed or intended to be used only once or a few times before being thrown away (disposed of)”.⁴ According to the European Commission’s definition, single-use plastics is “packaging or other consumer products that are thrown away after one brief use, are rarely recycled and prone to being littered. These include small packaging, bags, disposable cups, lids, straws and cutlery, for which plastic is widely used due to its lightness, low cost and practical features.”⁵

According to a 2018 report by United Nations Environment Programme (UNEP), more than 60 countries have bans or other policy instruments to regulate the production and use of single-use plastic.⁶

Common examples of single-use plastic products include:

- Plastic bags: The most common type of single-use plastic used for shopping and carrying groceries and other items.
- Plastic cutlery: Forks, knives, spoons and stirrers made from plastic and used only once.
- Drinking straws: Plastic tubes used for sipping drinks and usually found in restaurants and cafes.
- Food packaging: Plastic wraps, bags and containers used for packaging food products.

-
- Disposable water-bottles: Plastic bottles that are used once to hold water or other beverages.
 - Takeout containers: Plastic containers used for takeout food and leftovers, often found at fast-food restaurants.
 - Plastic stirrers: Plastic sticks used to mix drinks such as coffee and tea.
 - Plastic balloons: Used for decorations and parties.
 - Cotton swabs: Plastic sticks with cotton at the ends, used for cleaning the ears or applying cosmetics.

Till 2021, India did not have a definition for single-use plastic. A handful of civil society organizations, including the Centre for Science and Environment, advocated for the need to define single-use plastics. Only in August 2021 did we get, via the Plastic Waste Management (First Amendment) Rules, 2021, a definition of single-use plastic.

India defines single-use plastic as a “plastic item intended to be used once for the same purpose before being disposed of or recycled”.⁷ A total of 19 single-use plastic items were banned. Many single-use plastic items such as carry bags, PVC banners, non-woven polypropylene bags were, however, only regulated by thickness, while many others such as PET bottles, multilayered plastics, packaging material and food delivery/takeout containers were not included in the ban.

OVERSIMPLIFIED DEFINITION

The definition of single-use plastic adopted by India does not distinguish between necessary and unnecessary plastics or between recyclable and non-recyclable plastics. Unnecessary and non-recyclable plastics need to be phased out on priority. However, a significant amount of non-recyclable plastics that are problematic—for instance, multilayered packaging—have been allowed to still circulate on the basis of the rationale that we do not have alternatives for those plastics.

Single-use plastics may be necessary and not recyclable, or it may be unnecessary but recyclable. We have oversimplified the issue of single-use plastics and set for ourselves an easy and unambitious target, leaving major polluters to continue production and distribution.

Table 1: Parameters for the ban on single-use plastic in India

Utility Index—parameters (100)	Environmental Impact—parameters (100)
Hygiene (20)	Collectability (20)
Product safety (20)	Recyclability (20)
Essentiality (20)	Possibility of end-of-life solutions (20)
Social Impact (20)	Environmental Impact of alternative products (20)
Economic Impact (20)	Littering propensity (20)

Source: Report on Single Use Plastics, Department of Chemicals and Petrochemicals, Ministry of Chemicals and Fertilizers

How did we arrive at the 19 banned single-use plastic items?

The identification of single-use plastic items to be phased out was done on the basis of a report by an expert committee on single-use plastics constituted by the Department of Chemicals and Petrochemicals (DCPC) under the direction of the Union Ministry of Chemicals and Fertilizers.⁸

The expert committee comprised policymakers, scientists, academicians and researchers in the field of plastic and allied materials. The assessment was conducted by DCPC by comparing two pillars, the Utility Index of a specific type of single-use plastic and its Environmental Impact (see *Table 1: Parameters for the ban on single-use plastic in India*).

Methodology for assessment

Each factor was assigned 20 points, which added up to each pillar having a total of 100 points. Products that scored low on utility and high on Environmental Impact were listed for immediate phaseout.

Methodologically, the 20 items listed for phasing out followed the protocol. Most of these items are produced mostly by local, small and medium plastic manufacturers who supply products without branding.

Some items that are also low on Utility Index and high on Environmental Impact as per the scores assigned by the study, however, have not been considered for phasing out. This leaves big corporations least affected.

It is unclear what yardstick was actually considered for the items listed for phasing out. For instance, wrapping film for food-grade applications, which is considered for the ban, has a Utility Index of 64 and Environmental Impact index of 56.

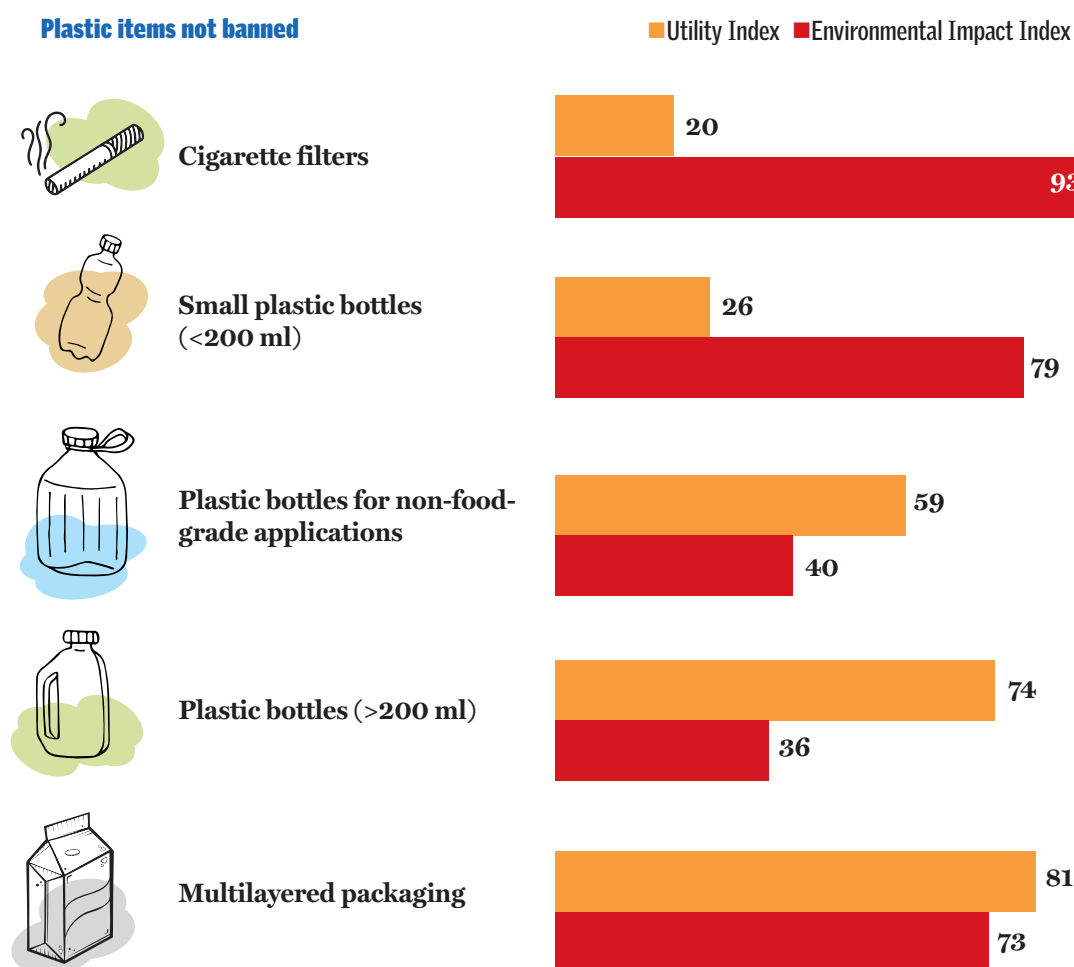
However, plastic bottles (less than 200 ml), which have a Utility Index of 26 and Environmental Impact Index of 79, have not been considered for the ban (see *Figure 1: Utility Index and Environmental Impact of plastic items considered for the ban and those not considered*).

The crisis

In recent decades, the production of single-use plastics has increased manifold largely as a consequence of globalization and the rise of the “throwaway culture”. India has not been exempt from the crisis of single-use plastics.

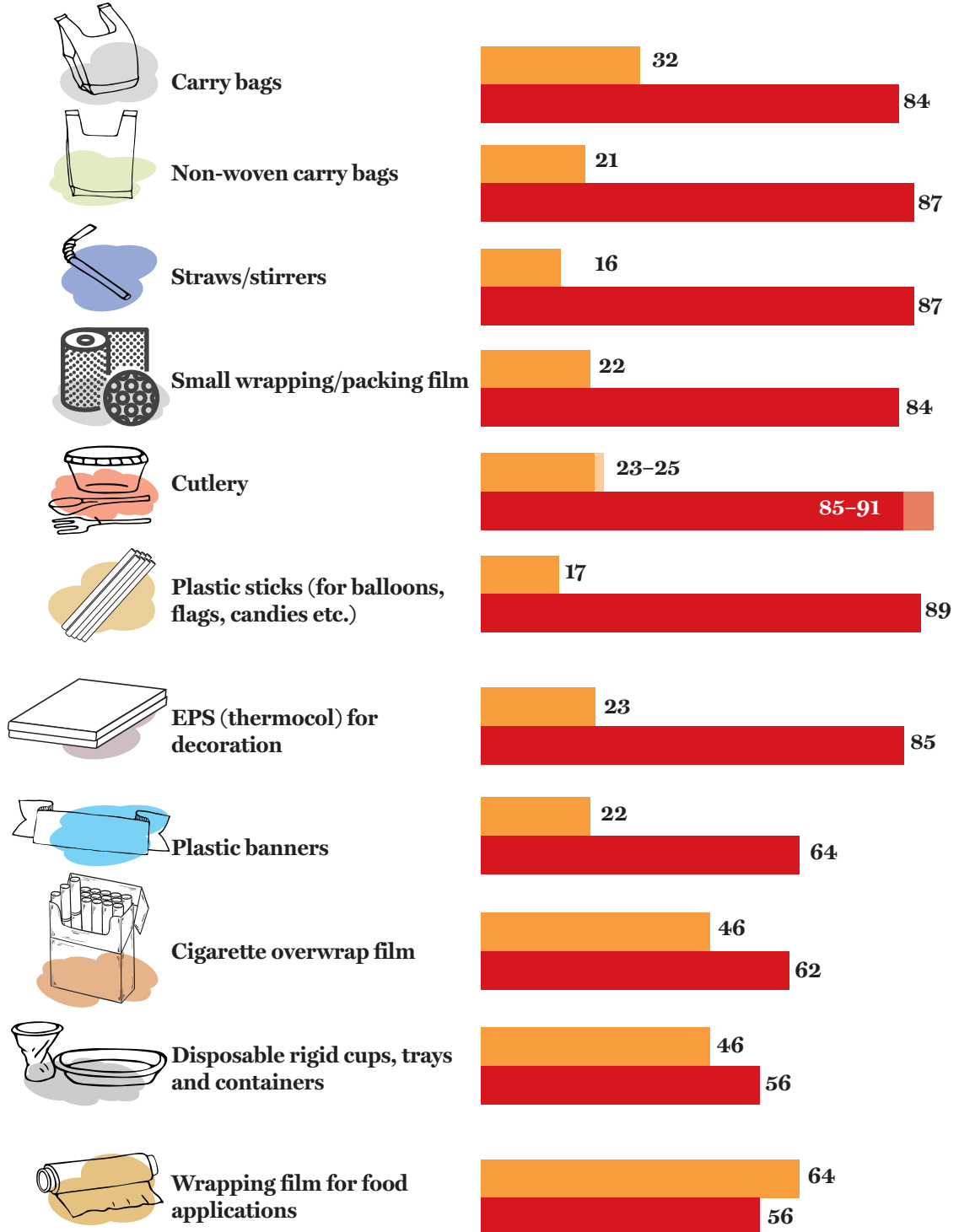
Plastics, characterized by high versatility, durability, light weight and affordability, are employed in a range of applications, from containers for food and beverages

Figure 1: Utility Index and Environmental Impact of plastic items considered for the ban and those not considered



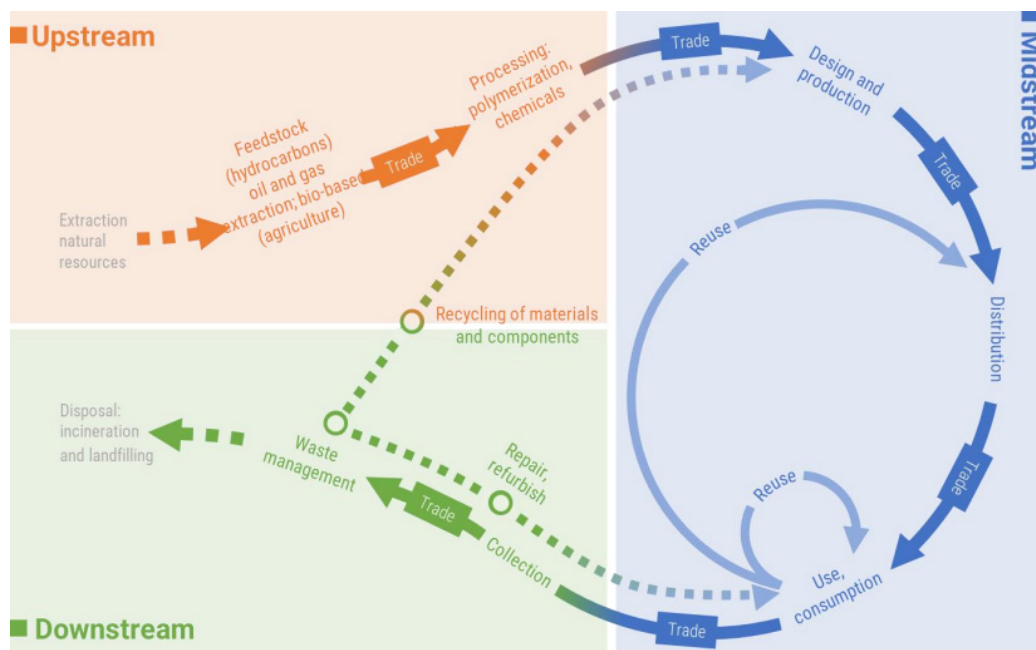
Plastic items that are banned

Utility Index Environmental Impact Index



Source: Centre for Science and Environment

Figure 2: The life cycle of plastic



Source: Plastic Science, United Nation Environment Programme, 2022

and parts in electronics and automobiles to water pipes and electrical fittings in the construction sector, and MRI and CT scan machines, saline bottles and syringe pumps etc. in the healthcare industry. Over the years, however, substantial quantities of mismanaged plastic waste have accumulated in dumpsites and eventually in all the environmental compartments. The sheer magnitude of plastic consumption—fostered by impulsive purchasing and followed by impetuous dumping by society—bears repercussions, suggesting that the current life cycle of plastics is far from circular (see *Figure 2: The life cycle of plastic*).

A major culprit is single-use plastics, used once before they are dumped onto land, discarded into waterbodies, or burnt, causing air pollution. All single-use plastics contain over 20 chemical additives that enhance their aesthetics and performance.⁹ Despite a rise in consumer awareness, attention from corporate giants and regulations by governments, we are swamped by ever-increasing single-use plastic waste.

India's position on single-use plastics

Recognizing the urgent need for the global community to focus on pollution from single-use plastic products, India piloted a resolution on addressing this vital issue during the Fourth Session of the United Nations Environment Assembly (UNEA-4), held in 2019. The adoption of this resolution at UNEA-4

was a significant step. India was one of the 175 countries that pledged to develop a legally binding international treaty to curb plastic pollution across the world. In the Fifth Session of the United Nations Environment Assembly (UNEA-5), concluded in March 2022, India engaged constructively with all the member states to develop consensus on the resolution for driving global action on plastic pollution. The resumed session of the Fifth UNEA (UNEA-5.2) established an Intergovernmental Negotiating Committee (INC) to draft an international legally binding instrument by the end of 2024 in an effort to end plastic pollution. In the run-up to the meeting, several member states, groups of states, and intergovernmental organizations issued written submissions. India, however, was not among them.

A 2022 report by the Centre for Science and Environment titled *The Plastic Life Cycle* revealed that India plans to cut down on imports of finished plastic products while increasing polymer (plastics) exports by over 100 per cent.¹⁰

Production of single-use plastic in India

As per industry estimates, India produced over 20 million tonne of plastic in 2021–22.¹¹ The amount of plastic that we consume has been rising exponentially. In the last 30 years, our plastic consumption has increased by more than 23 times.¹² As per the industry, the country's per capita plastic consumption was 15 kg/capita in 2021-22.¹³ Globally, around 50 per cent of the polymers produced every year is used for making single-use plastics.¹⁴

Almost all the plastics used for packaging are single use in nature and their mean service life is less than a year, sometimes even less. Often, plastic used for packaging is discarded within minutes of use. As per estimates of the Indian plastic industry, the share of plastic used to manufacture banned single-use plastic items in India is less than 2–3 per cent.¹⁵ Approximately 70 per cent of the polymers (such as polyethylene) produced is used by the packaging sector in India.¹⁶

The annual share of banned single-use plastic items is roughly 0.6 million tonne per year. The remaining single-use plastic items, comprising mostly packaging products, is covered under the Extended Producer Responsibility (EPR) policy introduced by the Ministry of Environment, Forest and Climate Change (MoEFCC) in 2022. The EPR policy specifies targets for collection and recycling, ignoring the fact that some single-use plastics that are not banned (such as multilayered packaging) are non-recyclable.

HALFHEARTED BAN

The ban on single-use plastics in India is halfhearted and ambiguous. It gives manufacturers of banned single-use plastic items avenues to escape penalties for violations, and makes it difficult for State Pollution Control Boards (SPCBs) to penalize manufacturers.

For instance, thermocol (expanded polystyrene) has been banned, but only thermocol for the purpose of decoration. This means that action cannot be taken against manufacturers who manufacture thermocol for use in packaging, making it difficult for the enforcement agencies to implement the ban.

Similarly, manufacturers of plastic film cannot be penalized since the use of film is prohibited in just three applications, i.e. greeting cards, sweet boxes and cigarette boxes. Packing film continues to be used in other applications.

Enforcement agencies do not have control on who buys single-use plastic items after they are manufactured. The ambiguity in the ban leaves room for violators to sidestep paying Environmental Compensation.

According to the report *Plastic Waste Makers Index 2019*, India was the thirteenth-largest investor in single-use plastic polymer production globally.¹⁷ India's Reliance Industries—producing 3 million tonne of single-use plastic waste—stood eighth in the list of companies producing polymers. RIL was followed by the Gas Authority of India Limited (GAIL), at thirty-fourth position, and Indian Oil Corporation (IOC), at forty-third position, contributed to 0.7 and 0.6 million tonne of single-use plastic waste, respectively. Among the top banks financing polymer producers, State Bank of India (SBI) was ranked forty-third. India ranked third globally, contributing 5.5 million tonne of single-use plastic waste, and ranked ninety-fourth with per capita single-use plastic waste of 4 kg per year,¹⁸ indicating that the SUP ban in India addresses roughly 11 per cent of the entire gamut of single-use plastic waste.

UNEP's country-wise plastic data revealed that India mismanages 85 per cent of its plastic waste.¹⁹ This waste, predominantly single-use in nature, is dumped or even burnt at roadsides, choking drains and flowing into the rivers from where it disperses into the ocean, harming marine life directly or indirectly as it degrades into micro- and nano-sized particles over months, years and decades. Emissions from the production, use and disposal of single-use plastics are significant in their contributions in degrading the country's environment.

2. Comprehensive Action Plan issued by Ministry of Environment, Forest and Climate Change

The Central Pollution Control Board (CPCB), a statutory organization under the Ministry of Environment, Forest and Climate Change (MoEFCC), issued a Comprehensive Action Plan on February 1, 2022 for phasing out single-use plastic to all the State Pollution Control Boards and the Pollution Control Committees.

The action plan comprises four parts:

Part A: Supply-side interventions

Stopping supply of plastic raw materials

Directions issued to all leading petrochemical companies, including the Oil and Natural Gas Corporation (ONGC), Indian Oil Corporation Limited (IOC) and Reliance, to not supply raw materials to industries engaged in production of banned single-use plastic items.

Stopping manufacture of banned SUP items

Directions issued to modify/ revoke consent to operate issued under the Air Act or the Water Act to industries engaged in production of banned single-use plastic items.

Stopping sale of banned SUP items

Directions to be issued by SPCBs and/or PCCs to local authorities for district-wise identification of major stockists, retailers and sellers of banned single-use plastic items.

Part B: Demand-side interventions

Stopping usage of banned SUP items

A series of stakeholders—including the Central Pollution Control Board, State Pollution Control Boards (SPCBs) and Pollution Control Committees (PCCs), district magistrates, urban and rural local bodies, and police—were to be involved and held responsible in Part A of the Comprehensive Action Plan.

Under Part B of the Action Plan, CPCB issued directions to 18 plastic raw-material manufacturers for phasing out single-use plastics. Similar directions were issued to nine sellers of single-use plastics and 30 e-commerce companies. A total of 57 entities were issued directions (see *Annexure 1: CPCB's communication to 57 companies*). Additionally, letters were issued to all SPCBs and PCCs, Chief Secretaries of all the states, and customs authorities (for regulating/stopping import).

CPCB had a mandate to create a monitoring and facilitating cell as per the Comprehensive Action Plan. In addition, it was tasked with identifying micro, small and medium enterprises (MSMEs) producing banned single-use plastic items and producers in the informal sector through contact tracing. The aim was to ensure zero inventory before the ban came into force on July 1, 2022. The amount of information in the public domain in this regard is too minuscule to ascertain if this was achieved and to what scale. There is no information about how many MSMEs were identified and how many were served closure notices or levied Environmental Compensation.

To create an inventory of relevant authorities such as local governments, regulators at the state level in each state and Union territory were also assigned a series of responsibilities, random inspections and mapping of districts for both urban and rural areas. The State Pollution Control Boards had to issue directions to District Magistrates to identify and direct major stockists, retailers and sellers of banned single-use plastic items to stop their production, supply and sale. Identification of producers was to be undertaken following a backward integration, i.e. reaching distributors, wholesalers and eventually the producers through a snowball mechanism.

A structured market survey was to be conducted by third-party agencies and supervised by SPCBs or PCCs. The states that were reached out to during the study indicated that the structured market survey exercise has been initiated through a third-party agency. However, the survey has not been completed so far in most states. Some states have not yet hired third-party agencies to conduct the structured market survey.

Part C: Creating an enabling environment for phasing out single-use plastics

1. Promoting alternatives to single-use plastics (SUPs)
2. Creating awareness on phasing out SUPs

OPACITY OF MONITORING MECHANISM FOR IMPLEMENTATION OF BAN ON SINGLE-USE PLASTICS

The Central Pollution Control Board (CPCB) in its document explaining the utility of the monitoring module stated that the following information on the ban of single-use plastics (SUPs) would be available to citizens of the country:

1. District-wise inventory of SUP producers, sellers and users;
2. Status of compliance with SUP ban timelines;
3. Details of field inspections and action taken against the defaulters; and
4. Compliance status of all action points in the concerned SPCB or PCC.

Unfortunately, none of this information has been made available in the public domain since notification of the ban.

This part of the action plan focused heavily on organizing workshops for MSMEs to facilitate the transition to production of plastic alternatives. A protocol for testing new alternatives was to be suggested by CPCB. It also discussed creating awareness by generating communication material for the dos and don'ts for successful implementation of the ban. It also suggested a reward scheme for informers on banned single-use plastics being manufactured, sold and used in the Indian market. CPCB was charged with the responsibility of convening a fortnightly review meeting with SPCBs and PCCs.

Part D: Managing SUP legacy waste

The last part of the Action Plan focused on developing guidance documents for various processing technologies available in the Indian market. A stakeholder consultation to facilitate implementation of the plastic waste management technologies was proposed.

Monitoring mechanism for SUP ban

For effective monitoring of the ban on identified single-use plastic items and plastic waste management in the country, the following online platforms are in operation:

- CPCB monitoring module for compliance on elimination of single-use plastic
- CPCB grievance redressal app

A month-long pan-India enforcement campaign was undertaken for implementation of the ban on identified single-use plastic items in July 1–31, 2022. In addition, states and Union territories have been asked to undertake regular enforcement drives to implement the ban.

CPCB monitoring module for compliance on elimination of single-use plastic

The portal provides a single-window facility for filing of fortnightly reports by SPCB/PCC. It covers district-wise inventorization and field inspection of manufacturers, sellers and users. It also provides a comprehensive overview of the compliance status of the notification of the ban on single-use plastics .

NO ACTION PLAN FOR UTILIZATION OF FINES COLLECTED

Urban local bodies (ULBs) are authorized to fine street vendors, retailers and distributors on the basis of bylaws or national laws that are in force within city limits. On the basis of the Guidelines for Assessment of Environmental Compensation, the State Pollution Control Board can fine manufacturers for manufacturing banned plastic products.

The funds collected by ULBs and states are deposited in separate accounts. In states, funds collected through fines are to be utilized district-wise. Fifty per cent of the funds collected from a district have to be spent in the same district, and the remaining funds can be spent in other districts.

State	Fine collected (Rs)
Andaman and Nicobar	3,06,000
Andhra Pradesh	1,69,00,000
Chhattisgarh	46,12,000
Delhi	16, 97,500
Goa	4,40,200
Haryana	36,59,430
Jammu and Kashmir	48,33,000
Karnataka	19,60,000
Madhya Pradesh	42,00,000
Maharashtra	3,91,00,000
Pondicherry	50,000
Tripura	1,12,760
Uttar Pradesh	12,42,00,000
Total	19,99,33,190

Source: CPCB Annual Report, Plastic Waste Management Rules, 2020-21.

Roughly Rs 20 crore has been collected by 13 states and Union territories for non-compliance with the Plastic Waste Management Rules. Details of how these funds have been used to improve the efficacy of the ban or explore alternatives for single-use plastics, however, have not been shared in the public domain.

CPCB grievance redressal app

To create a monitoring mechanism and urge citizens to participate, the Central Pollution Control Board (CPCB) introduced digital interventions to increase the efficacy of the ban.

In April 2022, CPCB launched the SUP public grievance redressal mobile application. The application allows reporting of the manufacture, production, stocking, sale or usage of banned SUP items. The app has geotagging features wherein citizens can lodge and track complaints if they come across banned SUP items in their locality, and complaints are to be transferred and redressed by concerned officials.

CSE analysis of CPCB data from grievance redressal app

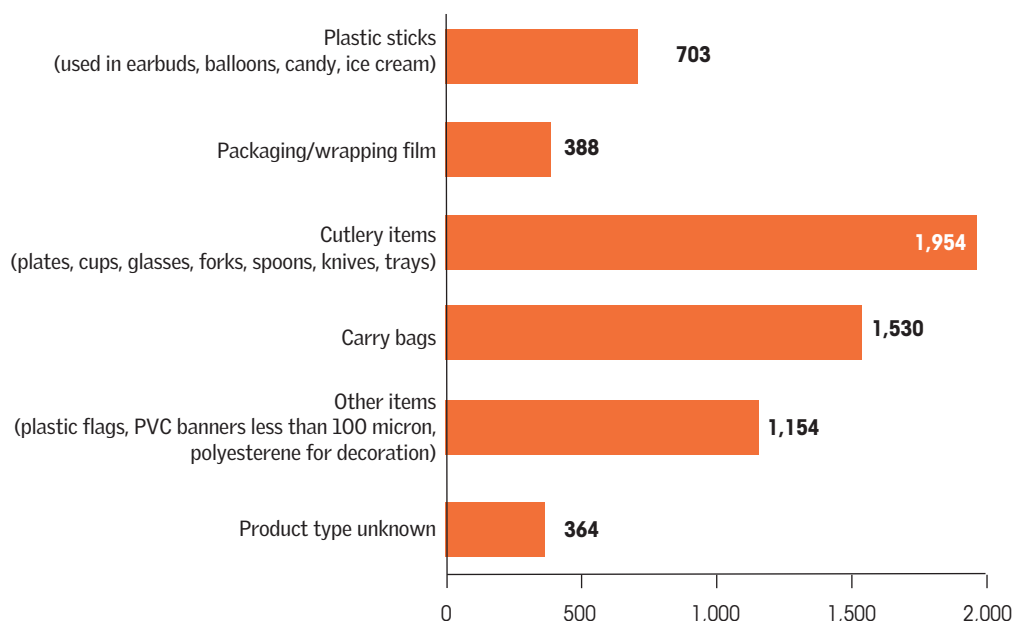
The Centre for Science and Environment (CSE) tracked the number of complaints filed and redressed to understand citizen involvement and ground-level implementation of the ban.

In September 2022, two months after the ban was imposed, the volume of complaints received from citizens across 21 states and Union territories from 109 cities in India stood at 3,619. Of these complaints, 1,183 were against cutlery items, followed by 944 against carry bags and 765 against “other items”, namely, plastic flags, PVC banners less than 100 micron or polystyrene for decoration. New Delhi reported the highest number of complaints (580), followed by Ghaziabad (168) and Pune (134). Of the total number of complaints received across the country, however, only 816 (22.55 per cent) were redressed in the month as per data in the app.

In November 2022, the total volume of complaints reached 5,071, with participation from 22 states and Union territories and complaints from 124 cities. Of the total complaints received, 1,657 were filed against cutlery items, followed by 1,286 against carry bags and 1,033 against “other items”. New Delhi reported 634 complaints, followed by Lucknow (294) and Ghaziabad (215). Of the total complaints filed, only 1,148 (22.64 per cent) were redressed in the month (see *Graph 1: Product-wise distribution of total number of complaints*).

In January 2023, the total volume of complaints reached 5,895, with participation from 22 states and Union territories. Complaints were received from a total of 136 cities. Of the total complaints received, 1,892 were filed against cutlery items, followed by 1,489 against carry bags, 1,136 against “other items”, 689 against plastic sticks and 382 against packaging and/or wrapping items. New Delhi remained at the top spot, reporting 719 complaints, followed by Meerut (364), which hadn’t even featured in the list till

Graph 1: Product-wise distribution of total number of complaints



Source: CSE, 2023

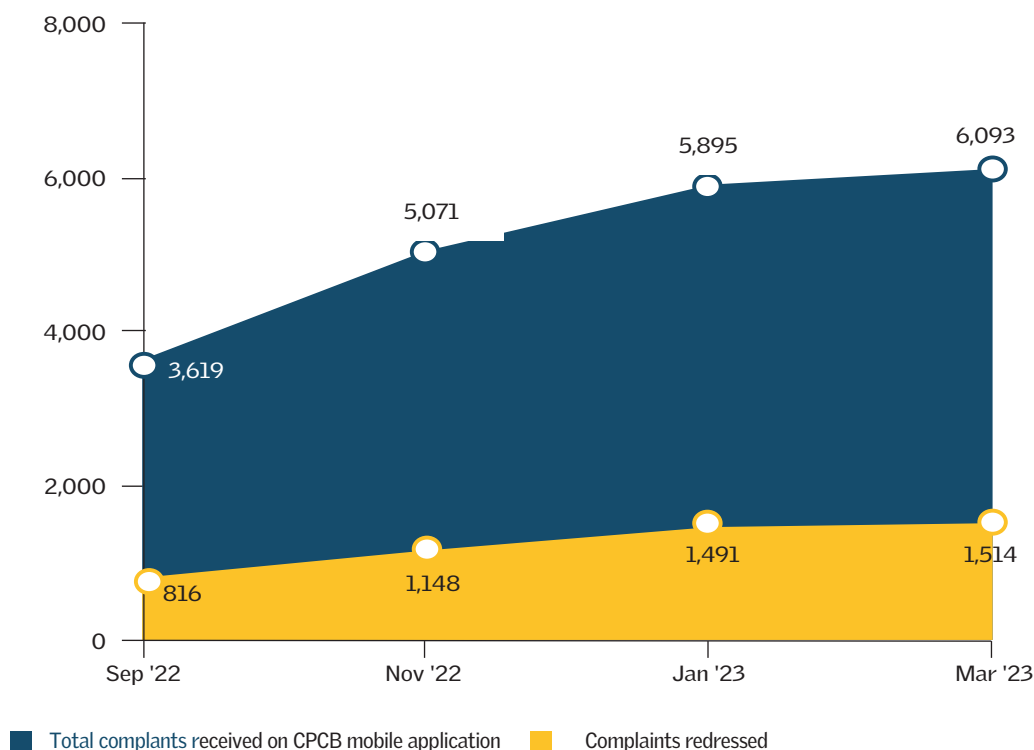
November 2021, and Lucknow (273). Of the total complaints filed, only 1,491, i.e. 25.29 per cent, were redressed (till the end of the month).

In March 2023, the total volume of complaints reached 6,093, with participation from 138 cities from 22 states and Union territories from across the country. Of the total complaints received, 1,954 (32.06 per cent) were filed against cutlery items, followed by 1,530 (25.11 per cent) against carry bags. Of the total complaints filed, only 1,514, i.e. 24.84 per cent, were redressed till the end of the month.

This is despite the government's notification in September 2022 that Environment Compensation (EC) be levied for violations. Environment Compensation can be levied on the producer, manufacturer, stockist/distributor, importer, brand owner, commercial establishment, street vendor, municipal commissioner or village panchayat, waste generator or plastic-waste processor.

There was a 40.12 per cent increase in the complaints in September–November 2022, while complaints declined to 16.41 per cent in November 2022–January 2023 and nosedived to 3.35 per cent in January–March 2023. The redressal rates for September 2022, November 2022, January 2023 and March 2023 were 22.5

Graph 2: Complaints received versus complaints redressed



Source: CPCB, data analysed by CSE

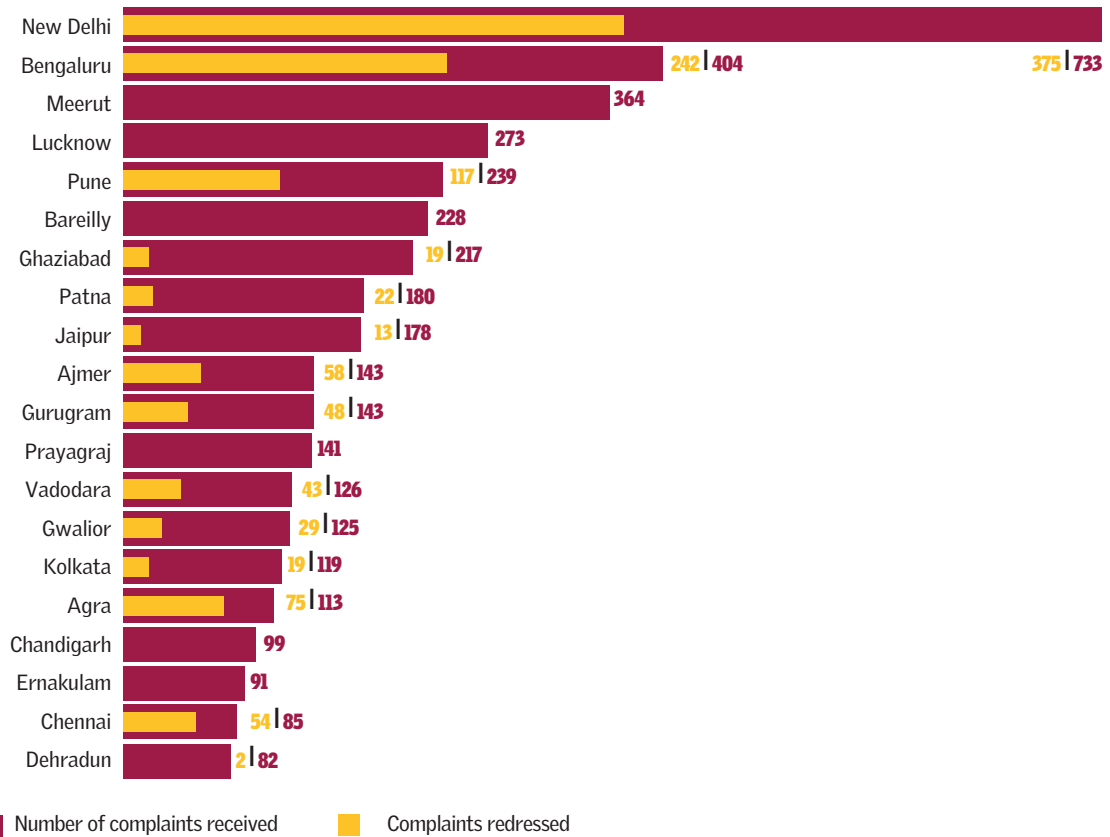
per cent, 22.6 per cent, 25.3 per cent and 24.84 per cent respectively (see *Graph 2: Complaints received versus complaints redressed*). These numbers, indicating that the app has failed to garner responses from citizens due to poor awareness about the ban as well as the app itself, are worrying. Further, the low redressal rates point to laxity in the authorities’ seriousness in implementation of the ban (see *Graph 3: Widespread problem*).

The CSE research team also used the CPCB grievance redressal app to report sale of banned single-use plastic items in Delhi–NCR. The complaint has not been addressed in the last four months. Further, reporting through the CPCB grievance redressal app is declining as we move ahead in the ban. Notably, the number of complaints received for banned single-use plastic items such as cutlery and plastic bags hovered around 32 per cent and 25 per cent for all the months considered in the study. The redressal rate of the app has also been declining. This points

Graph 3: Widespread problem

The mobile application has received complaints from 138 cities. More than 40 per cent of the cities had nine or fewer complaints, highlighting the low uptake of the application

The 20 cities with the largest number of complaints



4
cities have 100 per cent redressal rate. They are Dewas (3 complaints lodged), Bhilwara (1), Srinagar (1) and Warangal (1)

81
cities have failed to redress even a single complaint. The 10 such states with the most complaints are Meerut (364 complaints lodged), Lucknow (273), Bareilly (228), Prayagraj (141), Chandigarh (99), Ernakulam (91), Bijapur (63), Ahmedabad (62), Moradabad (56) and Gorakhpur (44)

Source: SUP-CPCB mobile application by Central Pollution Control Board, data till March 31, 2023

to the low awareness and poor reliability of data received through the app. As a mechanism to curb the use of single-use plastics, the app could otherwise have been effective in soliciting citizen action. We are also not doing enough to promote the app and ensure widespread usage of the app by citizens. Moreover, there is no way to ascertain the reliability of the action taken and outcomes .

Central Pollution Control Board (CPCB) chairperson Tanmay Kumar highlighted in a recent communication that despite the ban, the use of single-use plastic items, specifically thin carry-bags, also continues unabated in the low-end section of the economy.²⁰

3. CSE survey of implementation of ban on single-use plastics in India

To understand the extent of implementation and enforcement of the ban on single-use plastic items across the country, the CSE research team conducted three different surveys, with a blend of digital means and interaction with stakeholders such as citizens, retailers and street vendors.

The surveys aimed to understand the following:

1. The implementation of the SUP ban across the country (see *Annexure 2: CSE survey through mWater surveyor*);
2. Perception of citizens (see *Annexure 3: CSE survey of perception of citizens*); and
3. Practices followed by small and medium businesses (see *Annexure 4: CSE survey of practices by small and medium businesses*).

CSE survey to understand the implementation of the SUP ban across the country

A citizen science survey on the ban on single-use plastics was conducted by CSE in July–December 2022. The survey, over a period of six months, required citizens to submit geotagged photos of banned SUP items that they came across in their localities.

The highest number of complaints were reported from Uttar Pradesh (12 per cent), followed by Maharashtra (10 per cent), Rajasthan and Madhya Pradesh (8 per cent each). Delhi–NCR emerged as a major user of banned single-use plastic items, with complaints pouring in from Delhi, Ghaziabad, Meerut and Gurugram. Of the total complaints reported, 35.53 per cent were reported against carry bags, followed by straws—with 22.37 per cent—and cutlery, with 18.42 per cent.

Methodology of study

An open-source application called m-Water surveyor, developed by WaterAid, was used to record responses from citizens across the country.

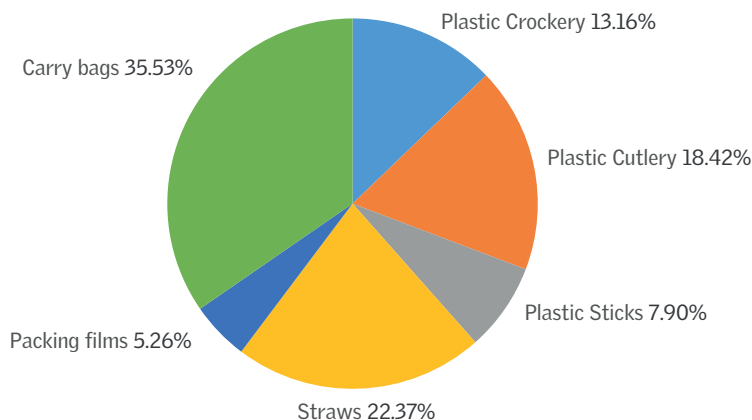
Citizens were informed through a write-up about what can be reported in the survey. The application allowed sharing of geotagged photographs that were later plotted on a map to understand the extent of reporting and the city where the banned SUP items was being sold or used.

A total of 51 valid responses were received from 24 states. A third of the responses were received from urban areas while less than 6 per cent of the respondents were from rural areas. The remaining responses came from town panchayats, notified area committees (NACs) and other local governments.

In contrast with what was observed in CPCB’s grievance redressal app—according to which 32.06 per cent of the total complaints received were filed against cutlery items, followed by 25.11 per cent against carry bags—the survey revealed that carry bags were reported more than any other banned single-use plastic item. More than a third of the SUP items reported were carry bags (35.53 per cent), almost a fourth were plastic straws (22.38 per cent), and cutlery was the third-highest reported banned SUP item (18.42 per cent) (see *Graph 4: Distribution of banned SUP items reported in CSE survey*). This indicates that the regulation of carry bags on the basis of thickness has been completely unsuccessful. Notably, states such as Himachal Pradesh, which have banned plastic carry bags irrespective of thickness, did not report the presence of plastic carry bags even in local shops and grocery markets.

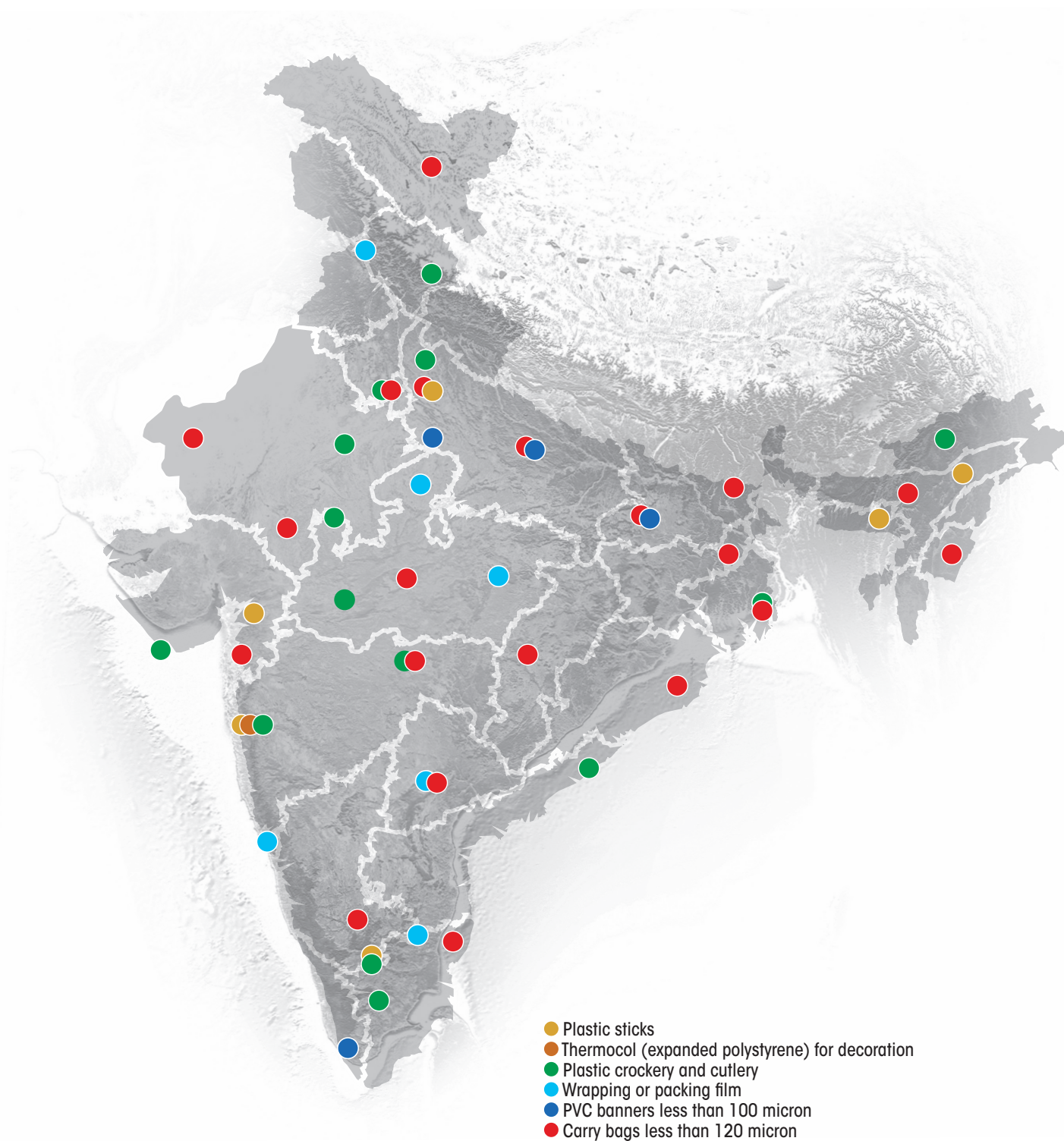
Photographs shared by survey participants indicate extensive use of banned single-use plastic items (see *Map 1: Places where banned single-use plastic items were reported to be in use*). Most of the products that were reported were found to be unbranded. However, even giant FMCGs such as Parle Agro and Dabur continued

Graph 4: Distribution of banned SUP items reported in CSE survey



Source: CSE, 2023

Map 1: Places where banned single-use plastic items were reported to be in use



to provide plastic straws (largely during the first six months of the ban).

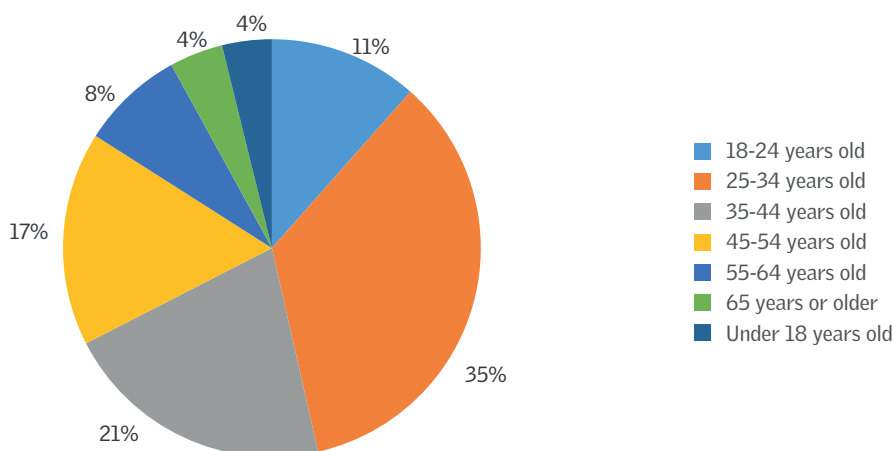
The Tobacco Institute of India (TII), which represents the tobacco industry in the country, declared on July 1, 2022 that the overwraps used on cigarette boxes were now upgraded to biodegradable plastics.²¹ Biodegradable plastics have been kept out of the scope of both the SUP ban and extended producer responsibility (EPR). A 2022 CSE report *The Plastic Life Cycle* highlighted the complications of biodegradable plastics. It said, “The labelling mechanism for compostable and bio-degradable plastics—which are being looked up at and promoted as alternatives to conventional plastics by the Ministry of Environment, Forest and Climate Change—is very weak in the country and needs to be taken up on priority. The labelling requirements of the latest ISO standards are not met by most of the manufacturers who are putting compostable products in the Indian market, thus passing incomplete information to authorities and consumers regarding the disposal practices and management of compostable plastics.”²²

The Bureau of Indian Standards (BIS) issued a statement on April 19, 2023, stating that there were no biodegradable plastics in the country, and any claims of plastics being biodegradable were misleading.²³ The Director General of BIS, Pramod Kumar Tiwari, said, “It has not been established whether any plastic is actually 100 per cent biodegradable. Research is still ongoing on this issue in the country and across the world.”

Perception of citizens

The Centre for Science and Environment (CSE) conducted a digital poll to gauge the perception of the implementation of the ban on single-use plastic across the country and the experience of citizens with regard to the ban. A total of 336 responses were received from 27 states, covering 107 cities (see *Graph 5: Profile of*

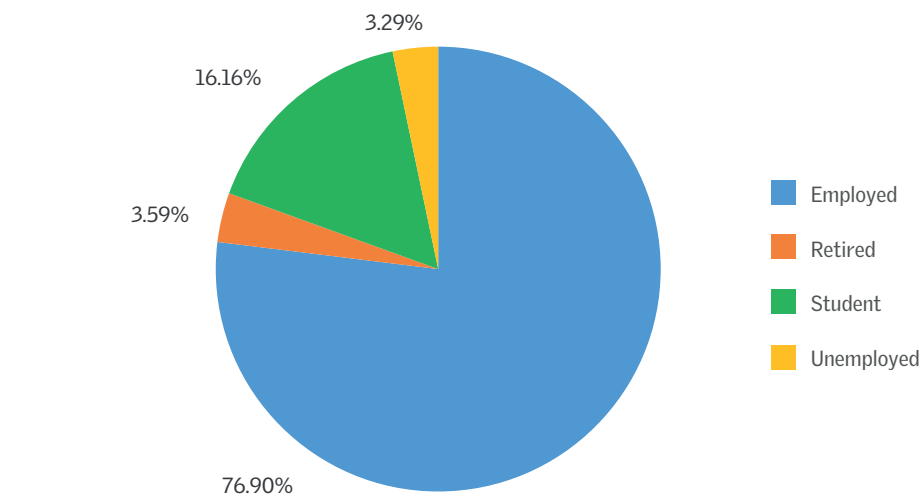
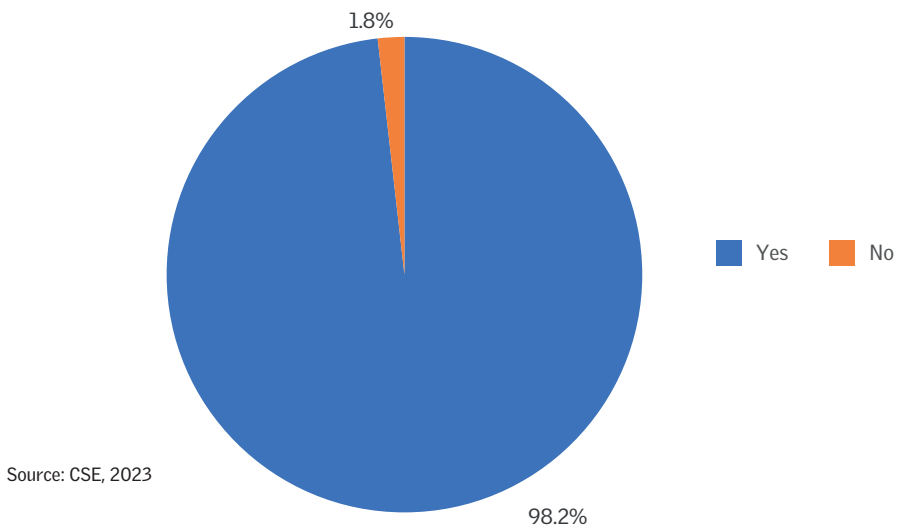
Graph 5: Profile of citizens who participated in the survey



citizens who participated in the survey).

Of the total respondents from across all the cities, 98.2 per cent reported being aware of the ban (see *Graph 6: Awareness of the ban on single-use plastics in India*).

Graph 6: Awareness of the ban on single-use plastics in India



Source: CSE, 2023

Perception on changes observed by the citizens who took the survey

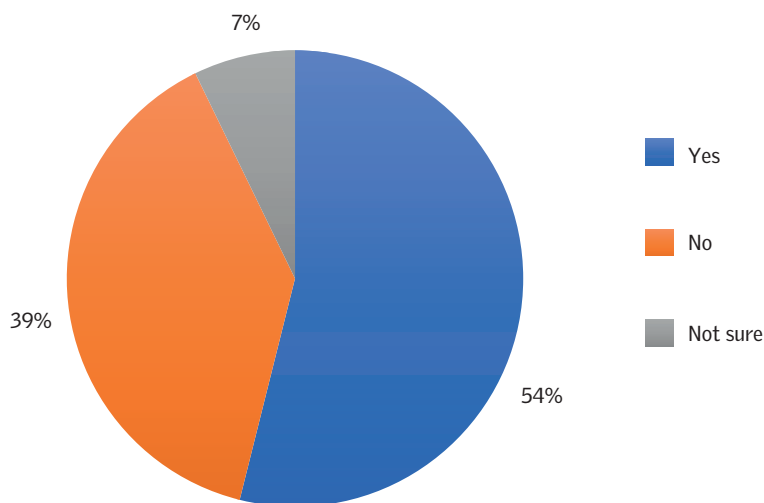
About 53.9 per cent of the respondents reported that they had seen some positive changes in their community since the ban was implemented, 7.2 per cent said that they were not sure, while 38.9 per cent reported that they had not seen any changes after the ban was implemented (see *Graph 7: Perception of success of the ban on single-use plastic items in India*).

Practices followed by citizens who took the survey

Of the total respondents, 94.9 per cent said they had taken steps towards reducing their usage of the banned SUP items. However, ironically, when asked whether they had personally used any banned single-use plastic item since implementation of the ban, a large majority—i.e. 70.4 per cent—of the respondents said that they had (see *Graph 8: Practices followed by citizens who took the survey*).

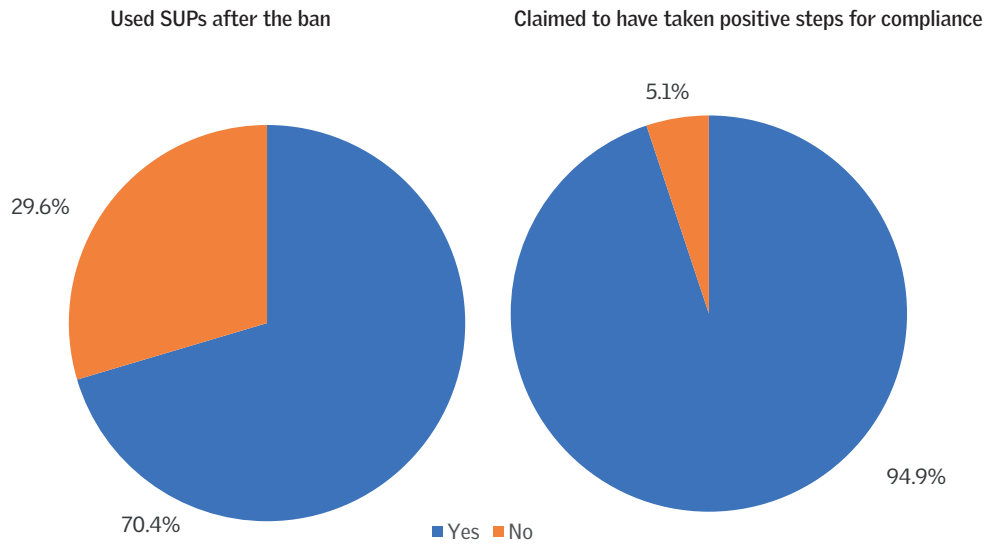
Of the total respondents, 35 per cent reported using more than one of the banned SUP items. Of the banned SUP items still being used, plastic carry bags of less than 120 micron topped the list (65.26 per cent), followed by plastic straws (38.02 per cent) and plastic cutlery (25.7 per cent) (see *Graph 9: Most commonly used banned single-use plastic items*).

Graph 7: Perception of success of the ban on single-use plastic items in India



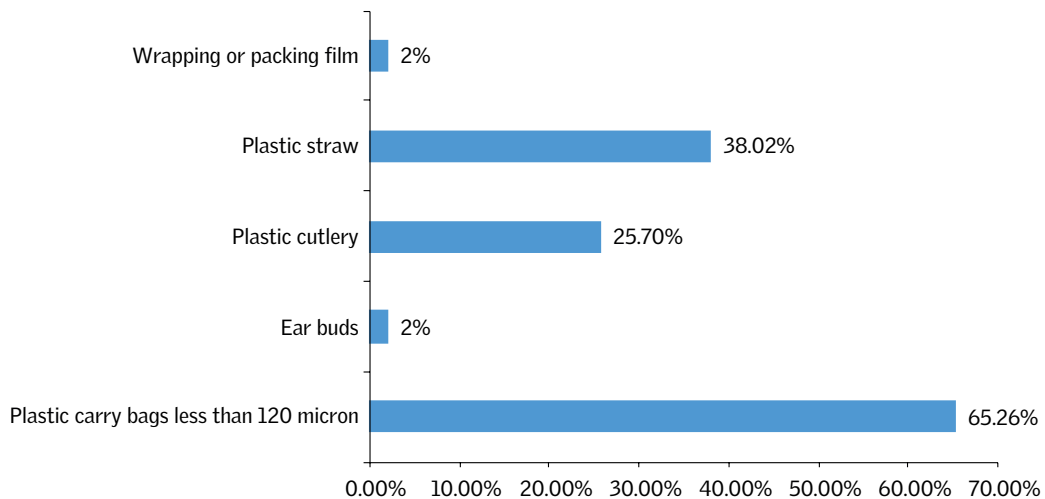
Source: CSE, 2023

Graph 8: Practices followed by citizens who took the survey



Source: CSE, 2023

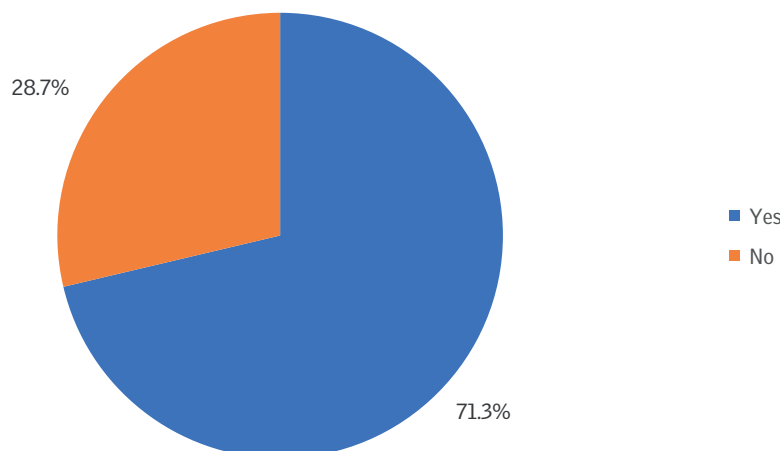
Graph 9: Most commonly used banned single-use plastic items



Source: CSE, 2023

Reasons for using banned SUP items

Of the total respondents, 71.3 per cent reported that there had been instances when they had chosen the banned SUP item over its alternative (see *Graph 10: Respondents choosing banned single-use plastic item over alternative*).

Graph 10: Respondents choosing banned single-use plastic item over alternative

Source: CSE, 2023

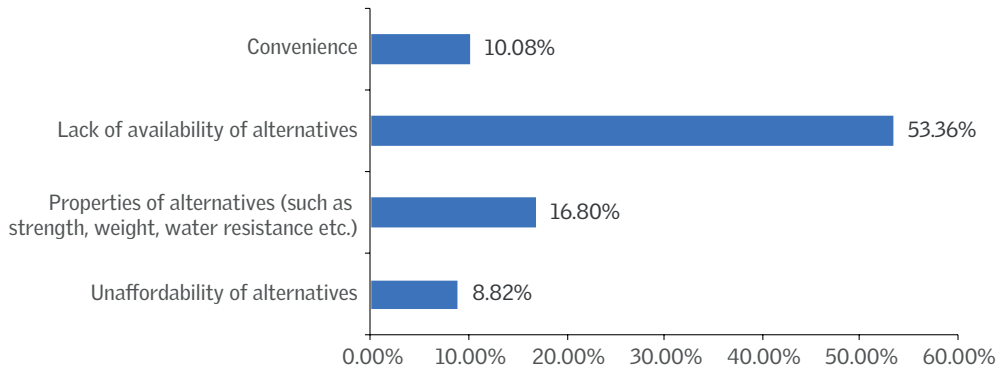
Of those surveyed, 53.36 per cent cited lack of availability of alternatives for choosing a banned single-use plastic item over an alternative, and 16.8 per cent said that the properties of the alternative were not at par with those of conventional plastics, thus driving them to continue to use single-use plastics. Convenience was cited by 10 per cent of the respondents as the reason for continuing to use banned single-use plastics (see *Graph 11: Reasons for using banned single-use plastic items*).

Perception on enforcement of the SUP ban

Of the total respondents, 43.1 per cent reported that the ban had been partially effective in their localities, 29.6 per cent reported that the ban had been effective and 23.7 per cent reported that the ban had not been effective (see *Graph 12: Perception on effectiveness of the ban on single-use plastics in India*).

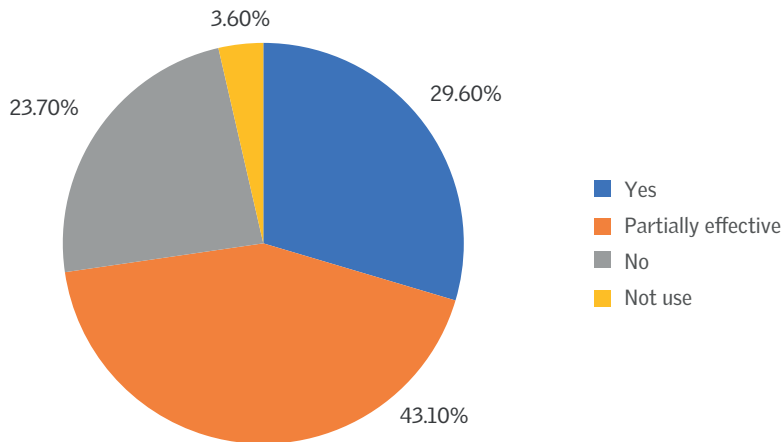
As for the enforcement, 33.8 per cent reported that there was ground-level enforcement of the ban, 32.3 per cent reported that there had been poor or no enforcement in their community while 28.1 per cent reported that there was a partial enforcement in the ban (see *Graph 13: Perception on enforcement of the ban on single-use plastics in India*).

Graph 11: Reasons for using banned single-use plastic items



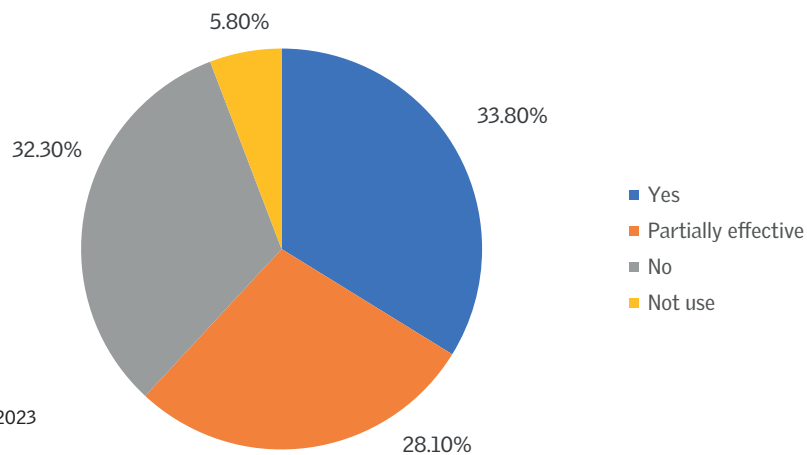
Source: CSE, 2023

Graph 12: Perception on effectiveness of the ban on single-use plastics in India

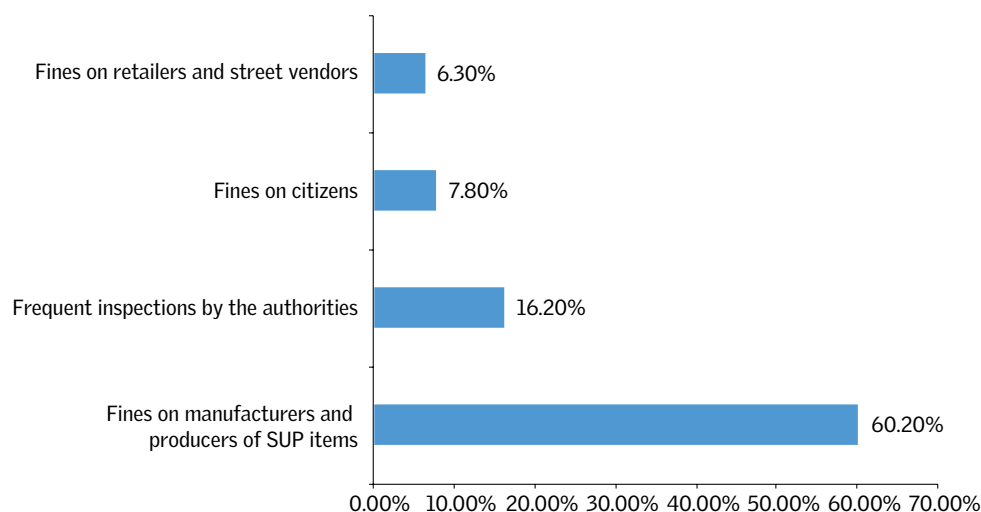


Source: CSE, 2023

Graph 13: Perception on enforcement of the ban on single-use plastics in India



Source: CSE, 2023

Graph 14: Suggestions by citizens to enforce the ban effectively

Source: CSE, 2023

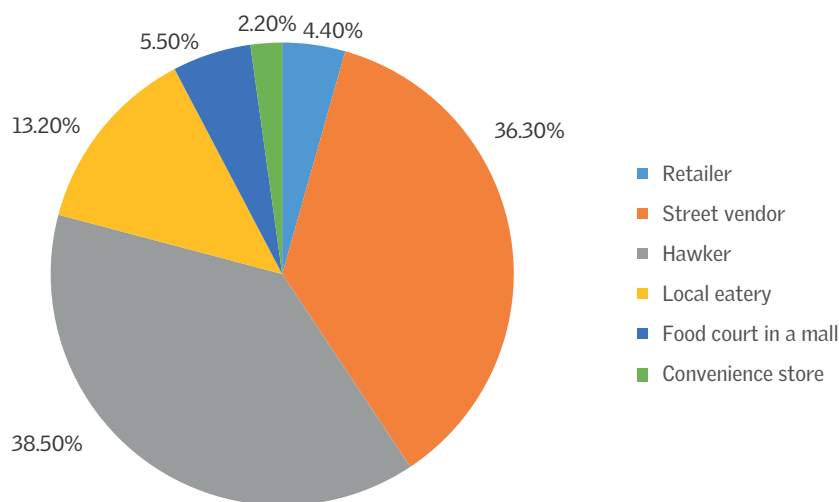
To enforce the ban effectively, fines on manufacturers and producers of SUP items were the top recommendation—by 60.2 per cent respondents—followed by frequent inspection by authorities at both state and local levels—suggested by 16.2 per cent—fines on citizens (7.8 per cent), and retailers and street vendors (6.3 per cent) (see *Graph 14: Suggestions by citizens to enforce the ban effectively*).

Practices of small and medium businesses

CSE also conducted a survey among commercial establishments to understand the ground-level implementation of the ban. The field survey included respondents ranging from hawkers and street vendors to retailers and local eateries about awareness, usage and possible solutions with respect to the ban. The survey was limited to the Delhi–NCR region. A total of 110 responses were collected from businesses in the catchment area (see *Graph 15: Profile of businesses considered for the survey*).

Circulation of banned SUP items indicates that their manufacturing and production continues unabated. Manufacturers and producers of banned SUP items are, however, extremely difficult to find. CSE’s research team tried to locate some manufacturers in the Delhi–NCR region but were not allowed to visit the facilities by their owners.

Graph 15: Profile of businesses considered for the survey



Source: CSE, 2023

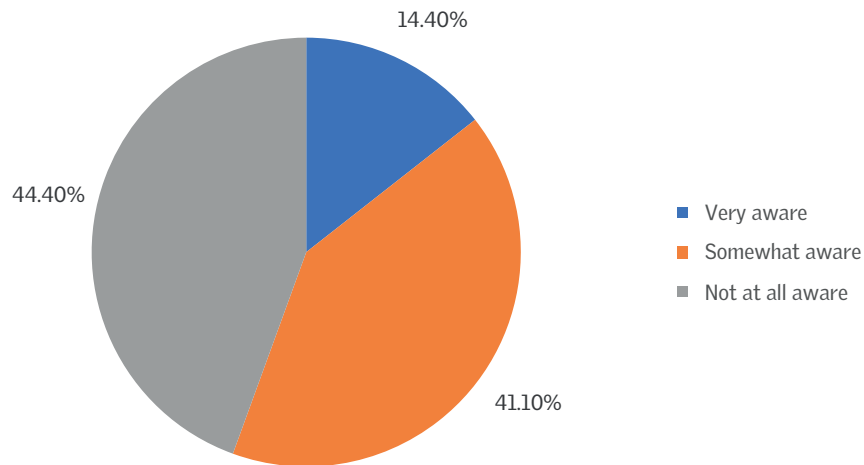
Of the total respondents, 44.4 per cent reported not being aware of the ban, 41.1 per cent reported that they were somewhat aware—awareness was mostly limited to items that they were using in their businesses—while only 14.4 per cent were well aware of the ban (see *Graph 16: Awareness of the ban on single-use plastics among businesses*).

Of the respondents, 32.2 per cent reported that they had received some communication regarding the ban, while 67.8 per cent had received no communication (see *Graph 17: Communication to businesses about the single-use plastic ban*).

In 33.3 per cent of the cases, communication was received from the government authority—most reported that the communication was made physically by a representative from the authority—while 2.2 per cent reported that they were informed by a non-government entity. Many reported that they became aware of the ban only through close acquaintances or when they were fined for selling a banned single-use plastic item. About 22 per cent of the respondents reported that the ban was communicated to them only a couple of times while 11 per cent reported that they were informed about the ban three to five times, and that too only during the initial days of the ban. After that, in most communities there was no communication or inspection whatsoever.

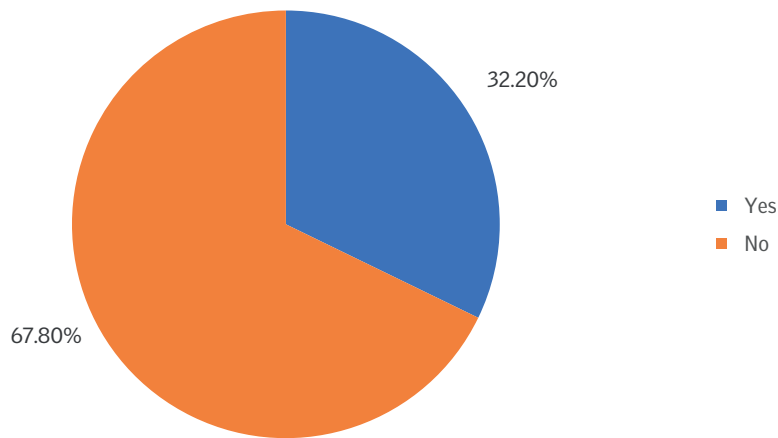
Only about 16 per cent of the respondents reported that they had implemented

Graph 16: Awareness of the ban on single-use plastics among businesses



Source: CSE, 2023

Graph 17: Communication to businesses about the ban on single-use plastics

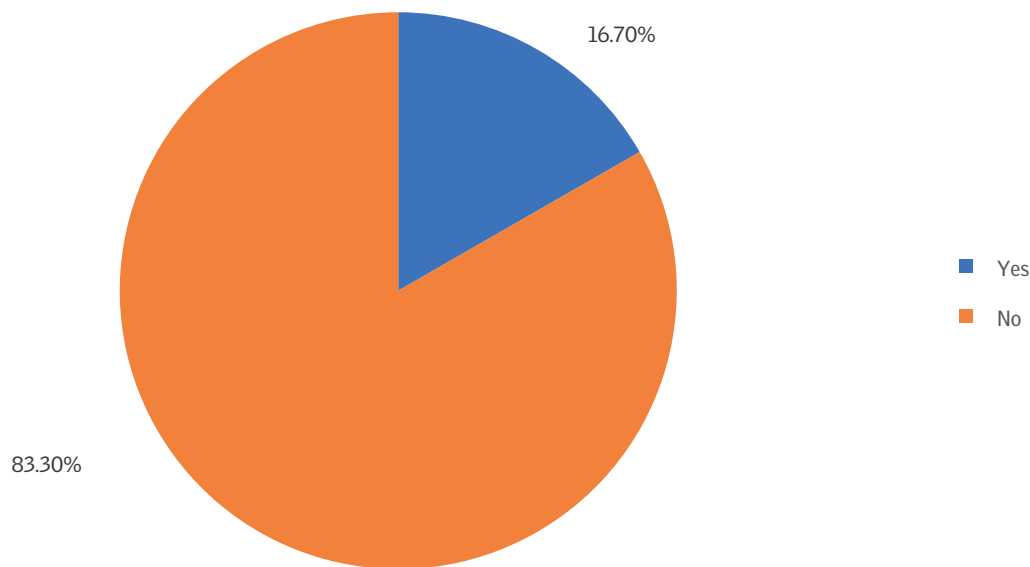


Source: CSE, 2023

some change in their business practices since the ban was implemented, while a majority— i.e. 83 per cent—reported not implementing any change (see *Graph 18: Action taken by businesses regarding compliance with the ban on single-use plastics*).

Among the banned items that were still being used by businesses, carry bags

Graph 18: Action taken by businesses regarding compliance with the ban on single-use plastics



Source: CSE, 2023

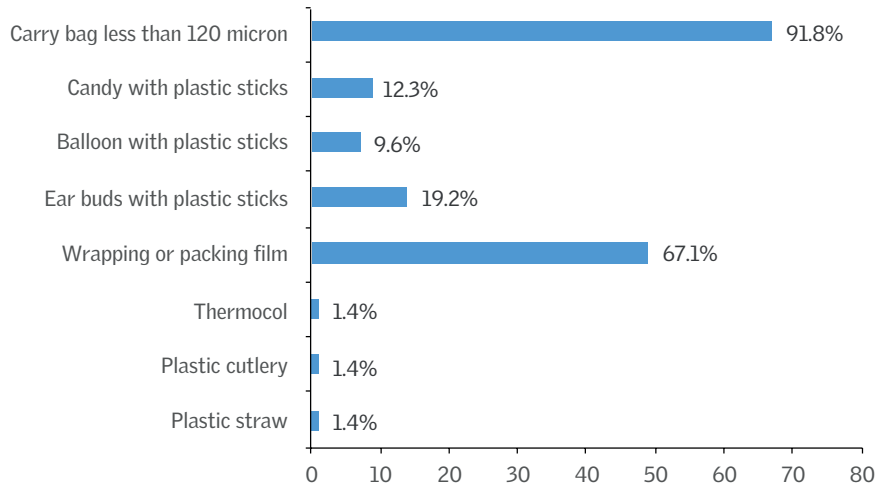
less than 120 micron topped the list—used by 91.8 per cent of the respondents—followed by wrapping or packaging film—used by 67.1 per cent of respondents—and earbuds with plastic sticks used in 19.2 per cent establishments (see *Graph 19: Commonly used banned single-use plastic items by businesses*).

Of the minority that had implemented at least some changes, most reported banning the SUP items and using an alternative, and encouraging customers to do the same. For instance, a street vendor opted for cloth or paper bags, depending on the item, instead of carry bags, and when asked if he could provide a plastic bag he refused and even encouraged customers to bring their own bags.

Of the total respondents, including both those who had implemented changes and those who had not yet implemented any change, 85.6 per cent reported facing challenges when it came to the ban (see *Graph 20: Did businesses face challenges while complying with the ban on single-use plastics?*).

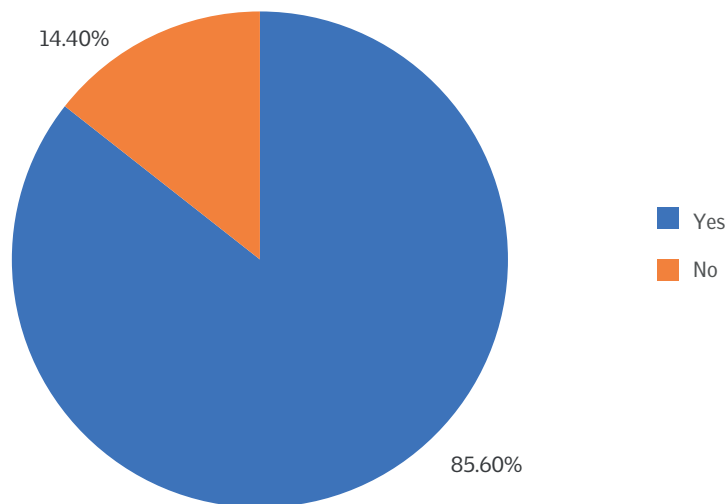
Of all the challenges being faced by the businesses, lack of awareness and cooperation from the customer topped the list—reported by almost 69 per cent respondents, followed by difficulty in finding alternatives—reported by 63 per cent

Graph 19: Commonly used banned single-use plastic items by businesses



Source: CSE, 2023

Graph 20: Did businesses face challenges while complying with the ban on single-use plastics?

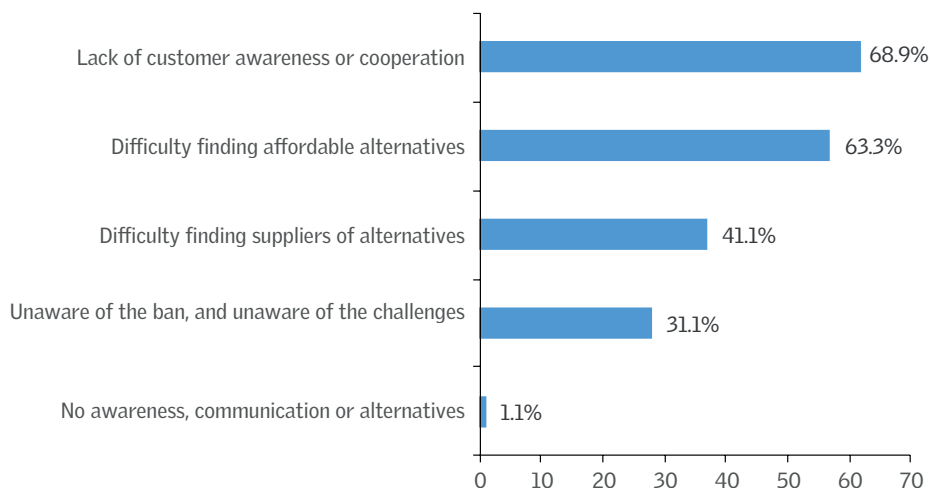


Source: CSE, 2023

of respondents—and difficulty in finding suppliers of alternatives—reported by 41 per cent of respondents (see *Graph 21: Nature of challenge faced by businesses in complying with the ban on single-use plastics*).

Customers played an increasingly important role in implementing the ban at the

Graph 21: Nature of challenge faced by businesses to comply with the ban on single-use plastics



Source: CSE, 2023

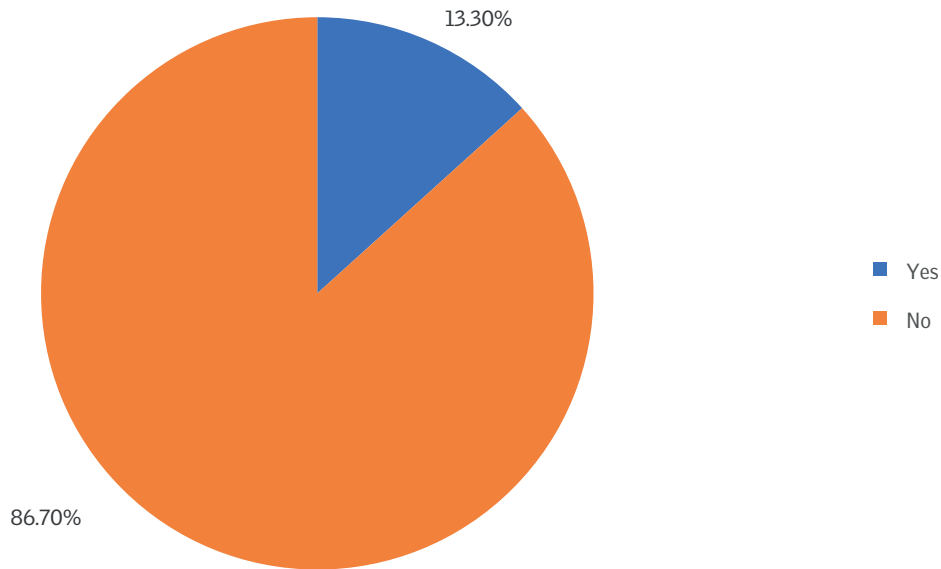
ground level. About 40 per cent of the businesses surveyed reported that their customers were still unaware of the ban, and 70 per cent reported that their customers were aware of the ban but asked for the banned SUP item. While 65 per cent reported that the customers tended not to pay a higher price for the alternative, 19 per cent reported that their customers had started bringing their own usable bags, and 13 per cent even reported that their customers demanded alternatives.

There were also cost implications associated when it came to choosing alternatives to banned to single-use plastic items. Of the total respondents, almost 80 per cent reported that they had faced cost implications in implementing alternatives—this included both those who had managed to ban SUP items from their businesses and those who continued to use the SUP items. Eighty-one per cent agreed that the key reason was the higher cost of alternatives, while about 8 per cent mentioned that training their staff to use alternatives was also a challenge.

For non-compliance, only 13.3 per cent reported facing a penalty, while 86.7 per cent had not faced any penalties (see *Graph 22: Penalty faced by businesses for using banned single-use plastic items*).

Of the respondents facing penalties, over 90 per cent reported facing a monetary

Graph 22: Penalty faced by businesses for using banned single-use plastic items



Source: CSE, 2023

penalty. For instance, it was reported that the penalty for carry bags depended on the weight of the carry bags and could go up to Rs 5,000 or even more in some cases. When the offender was caught, along with the monetary fine, the banned item was also taken away. Repeated offenders were also told that their businesses would be shut down, although no instance of this happening was reported by the businesses that took part in the survey.

4. Key findings of the report

The nation-wide ban on single-use plastics (SUPs) is not a first. In 1999, the Plastics Manufacture, Sale and Usage Rules were first notified and the Indian government banned thin polythene bags, i.e. those below 20 micron. Since then, numerous laws have been attempted at both the national and state levels to phase out single-use plastics, but the country has failed to enforce the legislation.

1. The enforcement of the ban on single-use plastics has been poor and needs to be strengthened for the Prime Minister's dream of a nation that is free of single-use plastic to be realized. Enforcement by the State Pollution Control Boards and local governments alike to ensure closure of units producing or manufacturing banned SUP items has been lax. Retailers and street vendors continue to be levied with Environmental Compensation by officials of urban local bodies while units producing and selling single-use plastic items continue to manufacture them uninterrupted. The provisions mentioned in the Comprehensive Action Plan, especially the deliverables that were to be implemented on the ground—for instance, structured market survey and structured field inspections—have not been adhered to and there is no update from the responsible authority on the assigned task.
2. Awareness campaigns were intensive only during the initial months of the ban, and have nosedived post August 2022. This is reflected in the number of complaints that dropped from an average of more than 700 in September 2022 to less than 100 in March 2023, a fall of 85 per cent.
3. There is no data on the number of manufacturers and/or producers who were fined either by the SPCB/PCC or by CPCB. There is also no inventory of which of the fined manufacturers is still operational. Consolidated data for the amount collected and street vendors/retailers fined is available upon request but not readily in the public domain. While the Environmental Compensation (EC) issued by the CPCB gives a clear indication of the EC in terms of monetary and legal action, no such update has been issued by CPCB with regard to how many producers, stockists/distributors, importers or commercial establishments have been fined or the nature of action taken against violators.

During the enforcement campaign, non-compliance with the ban on identified single-use plastics was found in commercial establishments, including small

shops in local markets. Action has been taken on the deviations, which include seizure of banned single-use plastic items and levy of penalty. As per available information, the penalty levied during the enforcement campaigns was approximately Rs 5,81,78,001, and 775,577 kg of material was seized.²⁴

Most of the updates from the authorities revolve around the inspections done in local markets and among street vendors. Enough has not been done—or at least reported—to stop the production of single-use plastics at the source.

4. Carry bags (below 120 micron) continue to be the most widely circulated banned single-use plastic item, with multiple surveys pointing to the fact that almost a third of all banned single-use plastics made available are carry bags.

India has failed to choose its position in the fight between becoming single-use-plastic free or promoting plastic to boost its economy. While on one hand India commits to making itself single-use-plastic free, on the other it still wants to see plastic carry bags in its market. Recognizing the harmful effects of plastic on human health and environment, weaker economies (on the basis of Gross Domestic Product) have chosen not to rely on plastic carry bags to boost their economic growth. For instance, Rwanda and Tanzania have enforced to the best possible extent a complete ban on carry bags.

5. The market for plastic alternatives is severely underdeveloped and enough is not being done by the Central and state governments to push the alternatives market. The alternatives markets need to be supported together with a cognizance of end-of-life utilization and recyclability of the alternatives. Compostable and biodegradable plastics are the only solutions being pushed by the Central Pollution Control Board. However, it is noteworthy that we will need to invest in fresh collection streams to make such solutions work.

We should be mindful that the solutions we provide today do not end up creating a fresh stream of waste management issues in the coming years.

Overall, it is difficult to determine the extent of success of the ban on single-use plastic in India as it is a complex issue that involves commitment and synergy of various stakeholders, including private players and the authorities. There is no doubt, however, that the ban has been a significant step in the right direction for addressing the growing problem of plastic pollution in India, and we believe the government remains committed to reducing the country's reliance on single-use plastics.

The way forward

Enforce the laws: While states had taken small measures—some had banned certain types of single-use plastics before—earlier bans weren't successful. Enforcement would be the biggest gap in the first step to making India single-use-plastic free.

Stricter enforcement mechanisms need to be developed for all the involved authorities such as the State Pollution Control Boards and urban/rural local governments.

Capacity building of government officials, especially those authorized to issue challans, needs to be upgraded with regard to what to look for when they visit a certain type of establishment for a structured field inspection. Inspection teams should also be equipped with instruments such as gauge meters. This has only been done in Delhi in selected locations for very specific periods of time, while officials from other local governments were not even aware that such an instrument exists. Reporting should be facilitated on the scale at which inspections were done in various facilities.

Mandatory public disclosure of EC levied and units shut/fined every quarter on the SPCB/PCC website: A high degree of opacity lies in the systems that are currently in place as far as reporting by the authorities is concerned. Local governments and states should be mandated by the Central Pollution Control Board (CPCB) and the Ministry of Environment, Forest and Climate Change to put out quarterly updates on their websites in the format provided to the Chairmen of all the SPCB/PCCs.

CPCB required that states submit a report on enforcement every fortnight. The format for reporting covers aspects such as the total number of registered manufacturers for banned SUP items, total production capacity and current status. The format also provides a basic version of backtracking the SUP items found in the market to the source of procurement. There is no update, however, on the information sought by CPCB, raising concerns about the functionality of the Comprehensive Action Plan.

There should be provision to include the information sought in the Annual Report published by the Central Pollution Control Board as per the Plastic Waste Management Rules, 2016. CPCB will have to start sharing the data that it collects

from private players through the EPR and the state authorities through the SUP monitoring module to start making decisions on the basis of information that flows into the systems designed for data management.

Stop the micron business: Carry bags irrespective of thickness should be banned. This has been done successfully in countries that are weaker economies than India such as various East African countries, e.g. Tanzania and Rwanda. The Indian state of Himachal Pradesh through its Non-biodegradable Garbage Control Act of 1998 has completely banned the production, distribution, storage and use of carry bags. This is not just a policy on paper but has been implemented at scale in the entire state of Himachal Pradesh.

Plastic carry bags seem relatively cheap. However, this price fails to account for the full cost imposed across the plastic life cycle. As per a 2021 World Wildlife Fund report, *Plastics: The Costs to Society, the Environment and the Economy*, “The lifetime cost of the plastic produced in 2019 will be at least US \$3.7 trillion, which is more than the GDP of India.”²⁵ The lifetime cost includes the cost for management of waste, cost incurred due to loss of ecosystems, health costs and mitigation measures to fight plastic pollution and climate change. This points to the fact that plastic bags, perceived to be cheap and allowed to circulate freely in the market, may not be so cheap after all.

Invest in the SUP alternative market by creating avenues like subsidies and reduced tax rates for banned SUP item alternatives to compete with banned conventional plastic items: One of the key reasons why we have not been able to shift away from SUP is the lack of alternatives in the market. The market will shift only when similar cost-effective and convenient options are available. Even then, however, the shift will not be easy as SUPs account for about two-thirds of the plastic consumed in the country, outnumbering any other material. This includes materials like multilayered packaging and PET bottles, which are not included in the proposed ban. In New Delhi, for instance, a small-scale shopkeeper (a food and beverage seller) said that he was using paper cups that were Rs 10 costlier than plastic glasses as a replacement for plastic.

The government in a query raised in the lower house of the Parliament of India stated, “manufacturers are using different materials based upon end-use and durability such as wood, paper, wheat, and rice bran, bagasse, plant material such as areca leaf, coconut leaf, bamboo, cloth, compostable plastic, etc.” Currently, however, substitutes are not widely available in large volumes. A major reason for this is the government’s failure to promote the alternative industry over the past

years while continuing to attempt bans at the national and state levels. Moreover, there is no supportive infrastructure or incentives provided that would encourage the production of alternatives in large volumes. Therefore, the plastic-alternatives industry remains a niche business, with the government having no measures to mainstream it.

References

1. Anon., Press Information Bureau, 2022, as accessed at <https://pib.gov.in/PressReleasePage.aspx?PRID=1837518> on March 24, 2023.
2. Anon., Press Information Bureau, 2021, as accessed at <https://pib.gov.in/PressReleaseIframePage.aspx?PRID=1745433> on March 24, 2023
3. Anon., UNEP, 2018, “Single use plastics: A roadmap for sustainability”, as accessed at: https://wedocs.unep.org/bitstream/handle/20.500.11822/25496/singleUsePlastic_sustainability.pdf on March 24, 2023.
4. Anon. Western Australia’s Plan for Plastics, 2023, as accessed at <https://www.wa.gov.au/service/environment/business-and-community-assistance/western-australias-plan-plastics> on March 24, 2023.
5. Anon. 2021, European Union: Ban on Single Use Plastics Takes Effect, as accessed at <https://www.loc.gov/item/global-legal-monitor/2021-07-18/european-union-ban-on-single-use-plastics-takes-effect/> on March 24, 2023.
6. Anon. UNEP, 2018, “Single use plastics—A roadmap to sustainability”, as accessed at [file:///C:/Users/USER/Downloads/singleUsePlastic_sustainability%20\(4\).pdf](file:///C:/Users/USER/Downloads/singleUsePlastic_sustainability%20(4).pdf) on March 24, 2023.
7. Plastic Waste Management (First Amendment) Rules, 2021, Ministry of Environment, Forest and Climate Change, as accessed at [https://eprplastic.cpcb.gov.in/plastic/downloads/Plastic%20Waste%20Management%20Rules,%202016,%20\(Second%20Amendments\),%202021.pdf](https://eprplastic.cpcb.gov.in/plastic/downloads/Plastic%20Waste%20Management%20Rules,%202016,%20(Second%20Amendments),%202021.pdf) on March 24, 2023.
8. Report on single use plastics, Department of Chemicals and Petrochemicals, Ministry of Chemicals and Fertilizers, Government of India, 2019, as accessed at https://chemicals.nic.in/sites/default/files/SUP_Expert_Committee_Report.pdf on March 24, 2023.
9. Plastics Science, Plastic Secretariat UNEA INC-1, 2022, as accessed at https://wedocs.unep.org/bitstream/handle/20.500.11822/41263/Plastic_Science_E.pdf on March 24, 2023.

-
10. Siddharth Ghanshyam Singh, 2022, *The Plastic Life Cycle*, Centre for Science and Environment, as accessed at <https://www.cseindia.org/the-plastic-life-cycle-11509> on March 24, 2023.
 11. Anon., 2022, *Plastic Industry Status Report*, PlastIndiaFoundation, as accessed at https://www.plastindia.org/upload/pdf/Plastics-Industry-Status-Report-India_29112022.pdf on March 24, 2023.
 12. Ibid.
 13. Ibid.
 14. Factsheet: Single use plastics, 2022, Earth Day as accessed at <https://www.earthday.org/fact-sheet-single-use-plastics/> on March 24, 2023.
 15. Why is India's single use plastic ban failing?, Murai Krishnan, DW 2022, as accessed at <https://www.dw.com/en/why-is-indias-single-use-plastic-ban-failing/a-63625217#:~:text=The%20share%20of%20plastic%20used,plastic%20waste%20generated%20in%20India> on March 24, 2023.
 16. Ibid.
 17. Charles D, Kimman L. and Saran N. 2021. The Plastic Waste Makers Index, Minderoo Foundation. Accessed at: <https://cdn.minderoo.org/content/uploads/2021/05/27094234/20211105-Plastic-Waste-Makers-Index.pdf>
 18. Ibid.
 19. Jan Dell, Plastic Pollution Coalition, 2019, as accessed at <https://www.plasticpollutioncoalition.org/blog/2019/3/6/157000-shipping-containers-of-us-plastic-waste-exported-to-countries-with-poor-waste-management-in-2018> on March 24, 2023.
 20. Department order issued by Central Pollution Control Board, 2022, as accessed at <https://localbodies.up.nic.in/DLBGO/7110%20%2026-12-2022.pdf> on March 24, 2023.
 21. Cigarette makers moved to environment friendly packs before the plastic ban, Press Trust of India, 2022 as accessed at <https://www.ndtv.com/business/>

cigarette-makers-shifted-to-biodegradable-overwrap-on-packets-well-ahead-of-plastic-ban-3119411 on March 24, 2023.

22. Ibid.

23. No 100% biodegradable plastic in India, claims misleading: BIS, *Times of India*, Deepak K. Dash, 2023, as accessed at <https://timesofindia.indiatimes.com/india/no-100-biodegradable-plastic-in-india-claims-misleading-bis/articleshow/99625595.cms> on April 20, 2023.

24. Anon. Press Information Bureau, 2022. Ban on Single Use Plastics, as accessed at <https://pib.gov.in/PressReleasePage.aspx?PRID=1882855> on April 20, 2023.

25. *Plastics: The Costs to Society, the Environment and the Economy, 2021*, World Wildlife Fund, as accessed at <https://mb.cision.com/Public/491/3410236/990cbb97a02e0eee.pdf> on March 24, 2023.

Annexures

Annexure 1: CPCB's communication to 57 companies



केन्द्रीय प्रदूषण नियंत्रण बोर्ड
CENTRAL POLLUTION CONTROL BOARD
पर्यावरण, वन एवं जलवायु परिवर्तन मंत्रालय भारत सरकार
MINISTRY OF ENVIRONMENT, FOREST & CLIMATE CHANGE GOVT. OF INDIA

F. No. B.170117/UPC-II-PWM(SUP)/2022

Dated: 01-02-2022

To,

Leading SUP Sellers/Users,

(As per list)

Sub: Direction Under Section 5 of the Environment (Protection) Act, 1986 to Leading Single Use Plastic (SUP) Sellers/ Users for phasing out of SUP-Reg.

Whereas, the Ministry of Environment, Forest & Climate Change (MoEF&CC) notified the Plastic Waste Management (PWM) Rules, 2016, in exercise of the powers conferred under section 3, 6 & 25 of the Environmental (Protection) Act, 1986 vide Notification No. G.S.R. 320 (E) dated March 27, 2016; and

Whereas, MoEF&CC issued Notification, dated August 12, 2021 which mandated banning of identified Single Use Plastic (SUP) items and prescribed minimum thickness of carry bag with effect from July 01, 2022; and

Whereas, as per Rule 4(2) of PWM Rules, 2016 (as amended), "The manufacture, import, stocking, distribution, sale and use of following single use plastic (SUP), including polystyrene and expanded polystyrene, commodities shall be prohibited with effect from the 1st July, 2022:

(a) ear buds with plastic sticks, plastic sticks for balloons, plastic flags, candy sticks, ice-cream sticks, polystyrene [Thermocol] for decoration.

(b) Plates, cups, glasses, cutlery such as forks, spoons, knives, straw, trays, wrapping or packing films around sweet boxes, invitation cards, and cigarette packets, plastic or PVC banners less than 100 micron, stirrers; and

Whereas, as per Rules 4(1)(c) of PWM Rules, 2016 (as amended) "Carry bag made of virgin or recycled plastic shall not be less than seventy five microns in thickness with effect from the 30th September, 2021 and one hundred and twenty (120) microns in thickness with effect from 31st December, 2022"; and

Whereas, M/s as per list Limited is selling / using banned SUP items as per the said Notification; and

Contd..

o/c

'परिवेश भवन' पूर्वी अर्जुन नगर, दिल्ली-110032
Parivesh Bhawan, East Arjun Nagar, Delhi-110032
दूरभाष/Tel : 43102030, 22305792, वेबसाइट/Website : www.cpcb.nic.in

-2-

Now, therefore, in compliance of above and in exercise of powers vested under Section 5 of Environment (Protection) Act, 1986 to the Chairman, CPCB, following Directions are being issued for compliance:

- i. To stop selling / usage of banned SUP items by your organization with effect from July 01, 2022.
- ii. To take necessary action to ensure zero inventory of banned SUP items by June 30, 2022.

Necessary action for compliance of aforesaid directions shall be taken and Action Taken Report to be submitted to this office by March 31, 2022 failing which appropriate action including levying of Environmental Compensation will be taken under the provision of Environmental (Protection) Act, 1986.

Yours faithfully,


✓ (Tanmay Kumar)
Chairman



Copy to:

1. Sh. Naresh Pal Gangwar,
Additional Secretary,
Ministry of Environment, Forests & Climate Change
Indira Paryavaran Bhawan
Jorbagh Road, New Delhi – 110003
2. DH (IT)


✓ (Prashant Gargava)
Member Secretary



LIST OF LEADING SUP SELLERS / USERS

S. No.	Manufacturer	Address
1.	M/s. Jubilant Foodworks Limited	M/s. Jubilant Foodworks Limited Plot No. 1A, Sector-16A Noida, Gautam Buddha Nagar, Uttar Pradesh - 201301
2.	M/s. Mcdonald's India Private Limited	M/s. Mcdonald's India Private Limited 202-206 Tolstoy H No-15 Tolstoy Marg, New Delhi – 110001
3.	M/s. Bikanervala Private Limited	M/s. Bikanervala Private Limited A-28, Lawrence Road Industrial Area, Delhi - 110035
4.	M/s. Gujarat Cooperative Milk Marketing Federation Ltd.	M/s. Gujarat Cooperative Milk Marketing Federation Ltd. Amul Dairy Road, Opp: Hotel Surabhi, Anand – 388001, Gujarat
5.	M/s. Parle Agro Private Limited	M/s. Parle Agro Private Limited Western Express Highway, Andheri East Mumbai, Maharashtra - 400099
6.	M/s. Perfetti Van Melle India Private Limited	M/s. Perfetti Van Melle India Private Limited 47th Milestone, Delhi-Jaipur Highway, Manesar Gurgaon - 122002
7.	M/s. Graviss Foods Pvt. Ltd.	M/s. Graviss Foods Pvt. Ltd. Strand Cinema Building , C.S. No. 506 Of Colaba Division, Arthur Bunder Road, Colaba, Mumbai - 400005
8.	M/s. Johnson & Johnson Private Limited	M/s. Johnson & Johnson Private Limited Lal Bahadur Shastri Marg Mulund (West), Mumbai Mumbai City, Maharashtra - 40008
9.	M/s. Suparshva Swabs (I)	M/s. Suparshva Swabs (I) 487/18, Main Rohtak Road, Peeragarhi, New Delhi-110087



केन्द्रीय प्रदूषण नियंत्रण बोर्ड
CENTRAL POLLUTION CONTROL BOARD
पर्यावरण, वन एवं जलवायु परिवर्तन मंत्रालय भारत सरकार
MINISTRY OF ENVIRONMENT, FOREST & CLIMATE CHANGE GOVT. OF INDIA

F. No. B.17011/7/UPC-II-PWM(SUP)/2022

Dated: 01-02-2022

To,

E-Commerce Company

(As per list)

Sub: Direction Under Section 5 of the Environment (Protection) Act, 1986 to Leading Single Use Plastic (SUP) Sellers/ Users for phasing out of SUP-Reg.

Whereas, the Ministry of Environment, Forest & Climate Change (MoEF&CC) notified the Plastic Waste Management (PWM) Rules, 2016, in exercise of the powers conferred under section 3, 6 & 25 of the Environmental (Protection) Act, 1986 vide Notification No. G.S.R. 320 (E) dated March 27, 2016; and

Whereas, MoEF&CC issued Notification, dated August 12, 2021 which mandated banning of identified Single Use Plastic (SUP) items and prescribed minimum thickness of carry bag with effect from July 01, 2022; and

Whereas, as per Rule 4(2) of PWM Rules, 2016 (as amended), "The manufacture, import, stocking, distribution, sale and use of following single use plastic (SUP), including polystyrene and expanded polystyrene, commodities shall be prohibited with effect from the 1st July, 2022:

(a) ear buds with plastic sticks, plastic sticks for balloons, plastic flags, candy sticks, ice-cream sticks, polystyrene [Thermocol] for decoration.

(b) Plates, cups, glasses, cutlery such as forks, spoons, knives, straw, trays, wrapping or packing films around sweet boxes, invitation cards, and cigarette packets, plastic or PVC banners less than 100 micron, stirrers; and

Whereas, as per Rules 4(1)(c) of PWM Rules, 2016 (as amended) "Carry bag made of virgin or recycled plastic shall not be less than seventy five microns in thickness with effect from the 30th September, 2021 and one hundred and twenty (120) microns in thickness with effect from 31st December, 2022"; and

Whereas, M/s as per list is engaged in selling / using banned SUP items as per the said Notification; and


Contd..

Now, therefore, in compliance of above and in exercise of powers vested under Section 5 of Environment (Protection) Act, 1986 to the Chairman, CPCB, following Directions are being issued for compliance:

- i. To stop selling / usage of banned SUP items through the online platform provided by your organization with effect from July 01, 2022.

Necessary action for compliance of aforesaid directions shall be taken and Action Taken Report to be submitted to this office by March 31, 2022 failing which appropriate action including levying of Environmental Compensation will be taken under the provision of Environmental (Protection) Act, 1986.

Yours faithfully,


(Tanmay Kumar)
Chairman

Copy to:

- ✓ 1. Sh. Naresh Pal Gangwar,
Additional Secretary,
Ministry of Environment, Forests & Climate Change
Indira Paryavaran Bhawan
Jorbagh Road,
New Delhi – 110003
2. DH (IT)


(Prashant Gargava)
Member Secretary 

LIST of E-COMMERCE COMPANIES

S.No.	Name	Address
1.	Amazon	M/s. Amazon Seller Services Private Limited 8th Floor, Brigade Gateway 26/1, Dr. Rajkumar Road, Bangalore, Karnataka 560055
2.	Flipkart	M/s. Flipkart Logistics Private Limited Buildings Alyssa, Begonia & Clover, Embassy Tech Village, Outer Ring Road, Devarabeesanahalli Village Bengaluru Bangalore, Karnataka 560103
3.	Snapdeal	M/s. Snapdeal Private Limited Snapdeal, Jasper Infotech Pvt. Ltd., 246, 1st Floor, Phase 3, Okhla Industrial Area, New Delhi 110020
4.	Swiggy	M/s. Bundl Technologies Pvt Ltd (Swiggy), Tower D, 9th Floor, IBC Knowledge Park, Bannerghatta Road, Bangalore, Karnataka – 560029
5.	Big Basket	M/s. Supermarket Grocery Supplies Pvt. Ltd. Fairway Business Park, 2nd, 7th And 8th Floor, Challaghatta Village, Behind Dell, Domlur Bangalore, Karnataka 560071
6.	Zomato	M/s. Zomato Media Pvt. Ltd. 42C, Golf Course Rd, Sector 42, Gurugram, Haryana 122002
7.	MS Movers and Packers	M/s. MS Movers and Packers 8A/ 174/2740 Sai Co-operative Housing Society, Hariyali Village, Tagore Nagar, Vikroli East Mumbai, Maharashtra 400083
8.	Myntra Jabong	M/s. Myntra Buildings Alyssa, Begonia and Clover situated in Embassy Tech Village, Outer Ring Road, Devarabeesanahalli Village, Varthur Hobli, Bengaluru – 560103, India
9.	Infibeam	M/s. Infibeam Aveneus 28th Floor, GIFT Two Building, Block No. 56, Road – 5C, Zone – 5, GIFT CITY, Gandhinagar, Taluka & District – Gandhinagar – 382 355, Gujarat
10.	Nykaa.Com	M/s. Nykaa E Retail Private Limited #A2, 4th Floor, Cnergy IT Park, Old Standard Mill Compound, Appasaheb Marathe Marg, Prabhadevi, Mumbai 400025, Maharashtra
11.	Limeroad	M/s. A. M. Marketplaces Pvt Ltd (Lime Road) 4 th & 5th Floor, Plot No. 48, Sector 44, Near HUDA City Center Metro Station,

S.No.	Name	Address
		Gurgaon, Haryana - 122001
12.	Shopclues	M/s. Clues Network Pvt. Ltd. Plot No.112, Sec-44, Gurgaon, Haryana 122003
13.	Naaptol	M/s. Naaptol Online Shopping Private Limited Number 11, Conopus, Kabra Galaxy Star-I CHS, Brahmand, Azad Nagar, Thane West 400607, Maharashtra, India
14.	Yepme	M/s. Yepme Limited 312 F, 3rd Floor, Centrum Plaza, Golf Course Road, Sector 53, Gurgaon 122001
15.	TataCLiQ	M/s. TataCLiQ (Tata Digital Limited - Tata Group) 1st Floor, Empire Plaza 2, Chandan Nagar, LBS Marg, Mumbai, Maharashtra - 400083
16.	Moglix	M/s. Mogli Labs (India) Private Limited D-188, D Block, Sector 10, Noida, Uttar Pradesh 201301
17.	Udaan	M/s. Udaan No. 1090 G, 18th Cross, 14th Main, Sector 3, HSR Layout Bengaluru, Karnataka 560102
18.	Healthkart	M/s. Bright Lifecare Pvt. Ltd. (Healthkart) 3rd Floor, Parsvnath Arcadia, T 01, M G Road Sector-14, Gurgaon - 122001, Haryana, India
19.	1mg	M/s. Tata 1mg 5th Floor Tower – B of The Presidency Building, 46/4 Mehrauli Gurgaon Road, Sector 14, Gurugram, Haryana-122001, India
20.	PharmEasy	M/s. API Holdings Limited (PharmEasy) 902, 9th Floor, Raheja Plaza 1, B-Wing, Opp. R-City Mall, LBS Marg, Ghatkopar West, Mumbai: 400086
21.	Netmeds	M/s. Netmeds 5th Floor, EA Chambers (Express Avenue) No 49 & 50 L, Whites Road, Royapettah, Chennai - 600014
22.	Zivame	M/s. Reliance Retail Limited (Zivame) 3rd Floor, Court House, Lokmanya Tilak Margz Dhobi Talao, Mumbai - 400 002
23.	Clovia	M/s. Purple Panda Fashions Private Limited (Clovia) 109 B -plot No. 18, Rajendra Jaina Tower, Wazirpur Commercial Complex, Wpia, New Delhi -110052
24.	Caratlane	M/s. CaratLane

S.No.	Name	Address
		Primary. No.32, Rutland Gate, 2nd Street, Khader Nawaz Khan Road, Nungambakkam. Chennai, Tamil Nadu 600006
25.	Quikr	M/s. Quikr India Pvt. Ltd. 1st Floor, Raghuvanshi Mansion, Senapati Bapat Marg, Lower Parel, Mumbai – 400013, Maharashtra
26.	Sulekha	M/s. Sulekha.com New Media Pvt. Ltd. RMZ Millenia Business Park, 2nd Floor of, Campus 1A, No 143, Dr. MGR Road, Kandanchavadi, Perungudi, Chennai - 600 096.
27.	FirstCry	M/s. BrainBees Solutions Pvt Ltd (FirstCry) Rajashree Business Park, Plot No 114, Survey No 338, Tadiwala Road, Nr. Sohrab Hall, Pune-411001.
28.	Hopscotch	M/s. Hopscotch 1st Floor DGP House, Behind Bengal Chemical, Old Prabhadevi Road, Mumbai, Maharashtra 400025
29.	FreshMenu	M/s. FreshMenu No 1229, 4th Main Cross, Sector 7, HSR Layout, Bengaluru, Karnataka 560034
30.	Grofers	M/s. Grofers India Private Limited (Blinkit), Plot 64H, Sector 18, Gurgaon 122011, Haryana,



SPEED-POST/E-MAIL

केन्द्रीय प्रदूषण नियंत्रण बोर्ड
CENTRAL POLLUTION CONTROL BOARD
पर्यावरण, वन एवं जलवायु परिवर्तन मंत्रालय भारत सरकार
MINISTRY OF ENVIRONMENT, FOREST & CLIMATE CHANGE GOVT. OF INDIA

F. No. B.17011/7/UPC-II-PWM(SUP)/2022

Dated:01 -02-2022

To,
The Manufacturers,
(As per list)

Sub: Direction Under Section 5 of the Environment (Protection) Act, 1986 to Plastic raw material Manufacturers for phasing out of Single Use Plastic (SUP)-Reg.

Whereas, the Ministry of Environment, Forest & Climate Change (MoEF&CC) notified the Plastic Waste Management (PWM) Rules, 2016, in exercise of the powers conferred under sections 3,6, & 25 of the Environmental (Protection) Act, 1986 vide Notification No. G.S.R. 320 (E) dated March 27, 2016; and

Whereas, MoEF&CC issued Notification, dated August 12, 2021 which mandated banning of identified Single Use Plastic (SUP) items and prescribed minimum thickness of carry bags with effect from July 01, 2022; and

Whereas, as per Rule 4(2) of PWM Rules, 2016 (as amended), "The manufacture, import, stocking, distribution, sale and use of following SUP, including polystyrene and expanded polystyrene, commodities shall be prohibited with effect from the 1st July, 2022:

(a) ear buds with plastic sticks, plastic sticks for balloons, plastic flags, candy sticks, ice-cream sticks, polystyrene [Thermocol] for decoration.

(b) Plates, cups, glasses, cutlery such as forks, spoons, knives, straw, trays, wrapping or packing films around sweet boxes, invitation cards, and cigarette packets, plastic or PVC banners less than 100 micron, stirrers; and

Whereas, as per Rules 4(1)(c) of PWM Rules, 2016 (as amended) "Carry bag made of virgin or recycled plastic shall not be less than seventy five microns in thickness with effect from the 30th September, 2021 and one hundred and twenty (120) microns in thickness with effect from 31st December, 2022"; and

Whereas, M/s (Name of Industry) is engaged in manufacturing plastic raw material which can be used for production of plastic items including banned SUP items as per details given above.

Now, therefore, in compliance of above and in exercise of powers vested under Section 5 of Environment (Protection) Act, 1986 to the Chairman CPCB, following Directions are issued to your industry for compliance:

Contd.

'परिवेश भवन' पूर्वी अर्जुन नगर, दिल्ली-110032
Parivesh Bhawan, East Arjun Nagar, Delhi-110032
दूरभाष/Tel : 43102030, 22305792, वेबसाइट/Website : www.cpcb.nic.in

-2-

- i. Not to supply plastic raw material to producers (in formal / informal sector) engaged in production of banned SUP items
- ii. To ensure that suppliers/ stockists/ dealers and other entities engaged in the industry's supply chain do not supply plastic raw material to producers engaged in production of banned SUP items
- iii. To provide monthly details (by 7th of every month) of material sold to suppliers/stockist/dealers/ producers including GST details to CPCB as per prescribed format (Annexure I). The soft copy of monthly report in excel format is to be emailed to pwm.cpcb@nic.in

Necessary action shall be taken by your firm to ensure compliance of aforesaid directions and Action Taken Report to be submitted to this office in the prescribed format by March 31, 2022, failing which appropriate action including levying of Environmental Compensation will be taken against your industry in accordance with the provisions under Environmental (Protection) Act, 1986.

Yours faithfully,

(Tanmay Kumar)
Chairman

Copy to:

1. ✓ Sh. Naresh Pal Gangwar,
Additional Secretary,
Ministry of Environment, Forests & Climate Change
Indira Paryavaran Bhawan
Jorbagh Road,
New Delhi – 110003
2. DH (IT)

(Prashant Gargava)
Member Secretary

Annexure I

Monthly report of Plastic Raw Material Manufacturers								
		Duration	Month		Year			
Sl. No.	Name & Contact details (Address, email id & Phone no.)	Category (Supplier/producer/stockist/retail)	GST No. of the entity supplied to	Product manufactured (in case of producer)	Type of plastic raw material supplied	Qty of raw material supplied (T)	Date of supply	GST paid

List of Raw Material Manufacturers for SUP

S.No.	Registered Address
1.	M/s. Reliance Industries Limited 3rd Floor, Maker Chambers IV, 222, Nariman Point, Mumbai, Maharashtra - 400021
2.	M/s. Indian Oil Corp Indian Oil Bhavan G-9, Ali Yavar Jung Marg, Bandra (East), Mumbai -400051
3.	M/s. Haldia Petro Chemicals Tower 1, Bengal Eco Intelligent Park (Techna) Block EM, Plot No 3, Sector V, Salt Lake PO: Bidhan Nagar, District: North 24 Paraganas, Kolkata 700091
4.	M/s. GAIL(INDIA) Limited GAIL Bhawan, 16 Bhikaji Cama Place, R K Puram, New Delhi – 110066
5.	M/s. HPCL Mittal Energy Phullokari Village, TalwandiSaboo Taluka, District Bathinda - 151301, Punjab
6.	M/s. IVL Dhunseri Petrochem 'Dhunseri House', 4A, Woodburn Park, Kolkata 700020
7.	M/s. Supreme Petrochem Ltd. Solitaire Corporate Park, Building No. 11, 5th Floor, 167, Guru Hargovindji Marg, Chakala, Andheri (East), Mumbai - 400093,
8.	M/s. Finolex Industries Gat No. 399, Village Urse, Taluka Maval, Pune District, Maharashtra - 410506

S.No.	Registered Address
9.	M/s. Chemplast Sanmar Ltd. 9 Cathedral Rd Madras, Tamil Nadu 600086
10.	M/s. LG Polymers India Pvt Ltd Quality Innovation & Solutions RR Venkatapuram, Visakhapatnam Andhra Pradesh - 530029
11.	M/s. INEOS Styrolution India Limited 5th Floor, OHM House-2, OHM Business Park, Near Balaji Hospital, Subhanpura, Vadodara - 390007, Gujarat
12.	M/s. ONGC Petro Additions Ltd 35, Nutan Bharat Co-operative Housing Society Limited, R.C. Dutt Road, Alkapuri, Vadodara-390007, Gujarat
13.	M/s. Mangalore Refinery & Petrochemicals Ltd. Kuthethoor P.O., Via Katipalla, Mangalore, - 575030
14.	M/s. Brahmaputra Cracker & Polymer Ltd. 1st Floor, House No 6, Bhuban Road, Uzanbazar Guwahati, Assam - 781001
15.	M/s. DCW Limited Nirmal 3rd Floor, Nariman Point Mumbai-400021, India.
16.	M/s. DCM Shriram Ltd. 2nd Floor (West Wing), World Mark 1 Aerocity, Delhi - 110037
17.	M/s. Gujarat State Fertilizers Ltd. P.o. Fertilizernagar, Vadodara, Gujarat - 391750
18.	M/s. Bhansali Engineering Polymers Unit No. 401,4th Floor, Peninsula Heights, C.D., Barfiwala Road, Andheri (West), Mumbai 400058

Annexure 2: CSE survey through mWater surveyor

5/16/23, 5:42 PM

mWater Portal

CSE - Survey on SUP Ban

1. First Name (optional)

2. Family Name (optional)

3. Gender

- Female
- Male
- 3rd Gender

4. Name of the State/Union Territory (optional)

5. Name of the District (optional)

6. Whether the area is under Municipality (Urban Local Body) or Gram Panchayat

- Municipality
- Gram Panchayat

7. Where did you see the banned single use plastic items being sold/used

- Vegetable Market
- Fruits Market
- Fish/meat Market
- Local Market (Grocery/Stationary/Others)
- Street Vendors (in your locality or otherwise)
- Bus Stand
- Railway Station
- Airport
- Other (please specify)

<https://portal.mwater.co/#!/forms/7fa16cd3d1df43b9954941f182e7e15b>

1/2



5/16/23, 5:42 PM

mWater Portal

8. Photograph 1 of the banned item

9. Photograph 2 of the banned item

Annexure 3: CSE survey of perception of citizens

5/16/23, 5:43 PM

Citizen Poll on Single-use Plastic Ban in India

Citizen Poll on Single-use Plastic Ban in India

India has implemented a nationwide ban on **19 single-use plastic items** effective from 1st July 2022.

Manufacture, import, stocking, distribution, and sale of the following items is **prohibited** under the Plastic Waste Management (Amendment) Rules, 2021:

- Ear buds with plastic sticks, plastic sticks for balloons, plastic flags, candy sticks, ice-cream sticks;
- Expanded polystyrene (thermocool) for decoration purpose only;
- Plastic cutlery such as plates, cups, glasses, cutlery such as forks, spoons, knives, straw, trays, stirrers
- Wrapping or packing films around sweet boxes, invitation cards and cigarette packets
- Carry bags less than 120 micron; plastic or PVC banners less than 100 micron

Centre for Science and Environment (CSE), a New Delhi based not-for-profit organization is conducting a Citizen Poll to understand the status of implementation of the ban across the country.

Please Note: This is an anonymous survey and intends to capture the perception and experience of citizens. We do not require your name, email or contact details.

siddharth.singh@cseindia.org [Switch account](#)

 Not shared



* Indicates required question

State/Union Territory *

Choose 



<https://docs.google.com/forms/d/e/1FAIpQLSfROGaVsiQD0EbjBbILDfzs-J4BUn8irjA55i0DSliKjX5BA/viewform>

1/8

5/16/23, 5:43 PM

Citizen Poll on Single-use Plastic Ban in India

City *

Your answer

What is your gender? *

- Female
- Male

What is your age range? *

- Under 18 years old
- 18-24 years old
- 25-34 years old
- 35-44 years old
- 45-54 years old
- 55-64 years old
- 65 years or older



<https://docs.google.com/forms/d/e/1FAIpQLSfROGaVsiQD0EbjBbILDfzs-J4BUUn8irjA55i0DSiikjX5BA/viewform>

2/8

5/16/23, 5:43 PM

Citizen Poll on Single-use Plastic Ban in India

What is your occupation? *

- Student
- Employed
- Retired
- Unemployed
- Other:

Are you aware of the single-use plastic ban in India? *

- Yes
- No

Have you seen any changes in the use of single-use plastic in your community since the ban? *

- Yes
- No
- Not sure

Have you seen any changes in the availability of single-use plastic products since the ban? *

- Yes
- No
- Not sure



<https://docs.google.com/forms/d/e/1FAIpQLSfROGaVsiQD0EbjBbILDfzs-J4BUh8irjA55i0DSiikjX5BA/viewform>

3/8

5/16/23, 5:43 PM

Citizen Poll on Single-use Plastic Ban in India

Have you personally used any of the banned single-use plastic items since the ban was implemented? *

- Yes
- No

If yes, which of the following banned single-use plastic items have you used since the ban was implemented? (please select all that apply) *

- Plastic bag
- Plastic straw
- Plastic cutlery
- Other:

Do you think the ban on single-use plastic products is effective? *

- Yes
- Partially effective
- No
- Not sure



<https://docs.google.com/forms/d/e/1FAIpQLSfROGaVsiQD0EbjBbILDfzs-J4BU8irjA5510DSIIKjX5BA/viewform>

4/8

5/16/23, 5:43 PM

Citizen Poll on Single-use Plastic Ban in India

Have you noticed any enforcement of the ban in your community? *

- Yes
- Partially enforced
- No
- Not sure

Do you think more should be done to enforce the ban on single-use plastics? *

- Yes
- No
- Not sure

Have you personally taken any steps to reduce your usage of single-use plastics since the ban was implemented? *

- Yes
- No

If you have taken steps to reduce your use of single-use plastics, which of the following have you done? (please select all that apply) *

- Started using reusable bags
- Started using reusable containers or water bottles
- Avoiding single-use plastic products when possible
- Other:



<https://docs.google.com/forms/d/e/1FAIpQLSfROGaVsiQD0EbjBbILDfzs-J4BUh8irjA55i0DSiikjX5BA/viewform>

5/8

5/16/23, 5:43 PM

Citizen Poll on Single-use Plastic Ban in India

Have there been instances when you have chosen the banned single-use plastic item over its alternative? *

- Yes
- No

If yes, what was the main reason for choosing single use plastic over an alternative? *

- Lack of availability of alternatives
- Unaffordability of alternatives
- Properties of alternatives (such as strength, weight, water resistance etc.)
- Convenience
- Other:

According to you, which ONE of the following actions should be given top priority to enforce the ban effectively? *

- Fines on manufacturers and producers of single-use plastic items
- Fines on retailers and street vendors selling single-use plastic items
- Fines on citizens found using single-use plastic items
- Frequent inspection by the authorities at city and state levels
- Other:



<https://docs.google.com/forms/d/e/1FAIpQLSfROGaVsiQD0EbjBbILDfzs-J4BU8irjA55i0DSIkjX5BA/viewform>

6/8

5/16/23, 5:43 PM

Citizen Poll on Single-use Plastic Ban in India

Do you have any other comments or suggestions regarding the implementation of *
the single-use plastic ban in India?

Your answer

Submit

Clear form

Never submit passwords through Google Forms.

This form was created inside of Centre for Science and Environment. [Report Abuse](#)

Google Forms



<https://docs.google.com/forms/d/e/1FAIpQLSfROGaVsiQD0EbjBbILDfzs-J4BUh8irjA55i0DSiikjX5BA/viewform>

7/8



5/16/23, 5:43 PM

Citizen Poll on Single-use Plastic Ban in India



<https://docs.google.com/forms/d/e/1FAIpQLSfROGaVsiQD0EbjBbILDfzs-J4BUUn8irjA55i0DSIikjX55BA/viewform>

8/8

Annexure 4: CSE survey of practices by small and medium businesses

5/16/23, 5:44 PM

Business awareness survey on single-use plastic ban in India

Business awareness survey on single-use plastic ban in India

India has implemented a nationwide ban on **19 single-use plastic items** effective from 1st July 2022.

Manufacture, import, stocking, distribution, and sale of the following items is **prohibited** under the Plastic Waste Management (Amendment) Rules, 2021:

- Ear buds with plastic sticks, plastic sticks for balloons, plastic flags, candy sticks, ice-cream sticks
- Expanded polystyrene (thermocool) for decoration purpose only
- Plastic cutlery such as plates, cups, glasses, cutlery such as forks, spoons, knives, straw, trays, stirrers
- Wrapping or packing films around sweet boxes, invitation cards and cigarette packets
- Carry bags less than 120 micron; plastic or PVC banners less than 100 micron

Centre for Science and Environment (CSE), a New Delhi based not-for-profit organization is conducting a Citizen Survey to understand the status of implementation of the ban across the country.

Please Note: This is an anonymous survey and seeks to capture the ground level awareness and implementation of the ban. We do not require your name, email or contact details.

siddharth.singh@cseindia.org [Switch account](#)

 Not shared



* Indicates required question

Which city does your business operate in? *

Choose 



https://docs.google.com/forms/d/e/1FAIpQLSfF7Pfc_n9yxoae9eWoeEhXlJm3ZJeDr5Z-hPp1STx_y8il4A/viewform

1/8

5/16/23, 5:44 PM

Business awareness survey on single-use plastic ban in India

What type of business do you own? *

- Retailer
- Street vendor
- Hawker
- Local eatery
- Food court in mall
- Other:

How aware are you of the single-use plastic ban in India? *

- Very aware
- Somewhat aware
- Not at all aware

Have you received any communication regarding the single-use plastic ban? *

- Yes
- No



https://docs.google.com/forms/d/e/1FAIpQLSf7Pfc_n9yxoae9eWoeEhXlJm3ZJeDr5Z-hPp1STx_y8il4A/viewform

2/8

5/16/23, 5:44 PM

Business awareness survey on single-use plastic ban in India

Which entity communicated to you about the single-use plastic ban? (please select all that apply)

- Government agency
- NGO appointed by the government
- NGO or civil society
- Other:

Till date how many times have you received communication from the government/non-governmental organization informing you about the single-use plastic ban? *

- 0
- 1-2
- 3-5
- 5-10

What are the banned SUP items that you are still using in your business?

- Carry bag less than 120 micron
- Candy with plastic sticks
- Balloon with plastic sticks
- Ear buds with plastic sticks
- Wrapping or packing film
- None
- Other:



https://docs.google.com/forms/d/e/1FAIpQLSfF7Pfc_n9yxo9eWoeEeHxXJm3ZJeDr5Z-hPp1STx_y8il4A/viewform

3/8

5/16/23, 5:44 PM

Business awareness survey on single-use plastic ban in India

What was the mode of communication adopted by the government/non-governmental organization to inform you about the ban? (please select all that apply)

- Physically by a representative of the authority
- Campaign organised by the authorities
- Campaign organized by the local NGO
- Newspaper advertisement or notification
- Social Media campaigns
- No communication
- Other:

Have you implemented any changes in your business practices since the ban was * implemented?

- Yes
- No

If yes, what measures have you taken to reduce single-use plastics in your business? (please select all that apply)

- Banning single-use plastics in your business
- Started using alternatives to single-use plastic products
- Encouraging customers to bring their reusable bags or containers
- No measures taken
- Other:



https://docs.google.com/forms/d/e/1FAIpQLSF7PFC_n9yxoa9eW0EeHxXjm3ZJeDr5Z-hPp1STx_y8il4A/viewform

4/8

5/16/23, 5:44 PM

Business awareness survey on single-use plastic ban in India

Have you faced any challenges in implementing the ban on single-use plastics? *

- Yes
- No

If yes, what are the challenges you have faced? (please select all that apply)

- Lack of customer awareness or cooperation
- Difficulty finding affordable alternatives
- Difficulty finding suppliers of alternatives
- Unaware of the ban, and unaware of the challenges
- Other:

How has your customer reacted to the ban? (please select all that apply)

- They are unaware of the ban
- They are aware of the ban, but still demand banned single-use plastic items
- They are not willing to pay an additional amount for the alternative introduced by the business
- They bring their own reusable carry bags/containers
- They demand for alternatives
- Other:



https://docs.google.com/forms/d/e/1FAIpQLSf7Pfc_n9yxoa9eWoeHxXj3ZJeDr5Z-hPp1STx_y8i4A/viewform

5/8

Have you faced any penalties or fines for non-compliance with the single-use plastic ban? *

- Yes
- No

If yes, what penalties have you faced for non-compliance?

- Monetary fines
- Legal action
- Both
- None
- Other:

Have you faced any cost implications in implementing alternatives to single-use plastic products? *

- Yes
- No

If yes, what costs have you faced in implementing alternatives? (please select all that apply) *

- Higher cost of alternatives
- Cost of training employees on using alternatives
- Other:

5/16/23, 5:44 PM

Business awareness survey on single-use plastic ban in India

Do you have any suggestions for the government or non-governmental organizations to improve the implementation of the single-use plastic ban in India?

Your answer

Submit

Clear form

Never submit passwords through Google Forms.


This form was created inside of Centre for Science and Environment. [Report Abuse](#)

Google Forms



https://docs.google.com/forms/d/e/1FAIpQLSf7Pfc_n9yxoa9eWoeEhXj3ZJeDr5Z-hPp1STx_y8i4A/viewform

7/8



5/16/23, 5:44 PM

Business awareness survey on single-use plastic ban in India



https://docs.google.com/forms/d/e/1FAIpQLSF7PIC_n9yxoa9eW0EeHxXijm3ZJeDr5Z-hPp1STx_y8il4A/viewform



8/8

On July 1, 2022, India banned the manufacture, distribution, sale and use of 19 identified single-use plastic items. These items are still widely manufactured, circulated and used in the Indian market. The ban on single-use plastics has failed in the country, and the authorities seem to be doing little to enforce it.

This report dives deep into the antecedents of the ban on single-use plastics in India. It examines why banned items are still available in various parts of the country and what can be done to make India free of single-use plastic.



Centre for Science and Environment

41, Tughlakabad Institutional Area, New Delhi 110 062

Phones: 91-11-40616000 Fax: 91-11-29955879

E-mail: cseindia@cseindia.org Website: www.cseindia.org